



**TENTATIVE AGENDA**  
**City of O'Fallon**  
**SPECIAL CITY COUNCIL MEETING**  
**O'Fallon Municipal Centre**  
**100 North Main Street**  
**O'Fallon, Missouri 63366**  
**April 19<sup>th</sup>, 2011 – 7:00 p.m.**

- A. Call to Order**
- B. Roll Call**
- C. Invocation by Chaplain Ernie Rohaly, followed by the Pledge of Allegiance**
- D. Approval of the Agenda**
- E. Announcement of the April 5, 2011 Election Results**
  - 1.) Bill No. 6087, an Ordinance of the City of O'Fallon, Missouri, canvassing the returns of the April 5, 2011, General Municipal Election held in the city and declaring the results thereof.**

**Comment:** Ordinance is attached for your review.
  - 2.) Report of the City Clerk regarding Initiative Proposition.**
- F. Motion to adjourn sine die**
- G. Oath of Office of the newly-elected Council Members**
- H. Call to Order**
- I. Roll Call of New City Council**
- L. Citizen Comments**
- M. Adjourn**



  
Pamela L. Clement, City Clerk

---

Sponsored by: Mayor Hennessy

---

**AN ORDINANCE OF THE CITY OF O'FALLON, MISSOURI, CANVASSING THE RETURNS OF THE APRIL 5, 2011, GENERAL MUNICIPAL ELECTION HELD IN THE CITY AND DECLARING THE RESULTS THEREOF.**

**WHEREAS**, an election was held in the City of O'Fallon, Missouri, and certain contiguous areas as hereinafter referenced, for the purpose of electing certain City officials and for submission to the voters of certain questions and propositions; and

**WHEREAS**, all things necessary to be done with regard to calling such election, providing notification thereof, and administering the election in accord with the laws of the State of Missouri having been done as and when required by law; and

**WHEREAS**, the Election Authority of St. Charles County did carry out such election and has now certified the returns as to the votes cast for each candidate for each office and for and against each question and proposition, a copy of which certification is attached hereto as Exhibit A and incorporated herein by reference; and

**WHEREAS**, the City Council has canvassed the returns of the election and is satisfied that the results thereof are as hereinafter declared;

**NOW, THEREFORE, BE IT ORDAINED BY THE CITY COUNCIL OF THE CITY OF O'FALLON, MISSOURI, AS FOLLOWS:**

**SECTION 1.** The City Council hereby finds and declares that the canvass of the returns of the election held in and contiguous to the City of O'Fallon is that each candidate and each position on each question or proposition received the number of votes certified by the Election Authority of St. Charles County as set forth more fully on Exhibit A attached hereto and incorporated herein by this reference.

**SECTION 2.** The City Council hereby declares the results of the Election

F.1

of April 5, 2011, to be as follows:

1. That BILL GARDNER is elected to the office of Council Member for Ward 1 for a term of Three (3) years.
2. That ROSE MACK is elected to the office of Council Member for Ward 2 for a term of Three (3) years.
3. That RICHARD "RICK" BATTELLE is elected to the office of Council Member for Ward 3 for a term of Two (2) years.
4. That JOHN HAMAN, JR. is elected to the office of Council Member for Ward 3 for a term of Three (3) years.
5. That BOB HOWELL is elected to the office of Council Member for Ward 4 for a term of Three (3) years.
6. That MIKE PHENEY is elected to the office of Council Member for Ward 5 for a term of Three (3) years.
7. That the proposed annexation submitted to the voters within the City and in the relevant contiguous unincorporated area as Proposition A.1 is APPROVED.
8. That the proposed annexation submitted to the voters within the City and in the relevant contiguous unincorporated area as Proposition A.2 is APPROVED.
9. That the proposed annexation submitted to the voters within the City and in the relevant contiguous unincorporated area as Proposition A.3 is APPROVED.
10. That the proposed annexation submitted to the voters within the City and in the relevant contiguous unincorporated area as Proposition A.4 is APPROVED.
11. That the proposed annexation submitted to the voters within the City and in the relevant contiguous unincorporated area as Proposition A.5

is APPROVED.

12. That the proposed annexation submitted to the voters within the City and in the relevant contiguous unincorporated area as Proposition A.6 is APPROVED.
13. That the proposed annexation submitted to the voters within the City and in the relevant contiguous unincorporated area as Proposition A.7 is APPROVED.
14. An ordinance submitted by initiative adopting provisions to prohibit smoking in indoor workplaces and public places, hereby known as the O'Fallon Smoke-Free Air Act is APPROVED

**SECTION 3.** The City Administrator, City Clerk and other City staff are authorized and directed to take all steps reasonable and necessary to conclude the annexations Approved by the voters and to file and pursue on behalf of the City such actions for declaratory judgment as may be required for such purpose.

**SECTION 4.** The City Administrator, City Clerk and other City staff are authorized and directed to take all steps reasonable and necessary to adopt provisions to enforce and prohibit smoking in indoor workplaces and public places, hereby known as the O'Fallon Smoke-Free Air Act which was submitted by initiative and approved by the voters.

**SECTION 5.** This Ordinance shall be in full force and effect from and after its passage and approval by the Mayor.

First Reading: April 19, 2011

Second Reading: April 19, 2011

**PASSED BY THE CITY COUNCIL FOR THE CITY OF O'FALLON,  
MISSOURI, THIS 19<sup>th</sup> DAY OF APRIL, 2011.**

---

Presiding Officer

Attest:

---

Pamela L. Clement, City Clerk

**APPROVED THIS 19<sup>th</sup> DAY OF APRIL, 2011.**

---

Bill Hennessy, Mayor

Attest:

---

Pamela L. Clement, City Clerk

Approved as to Form:

---

Kevin M. O'Keefe, City Attorney



Statement of Votes Cast  
 ST. CHARLES COUNTY  
 MUNICIPAL ELECTION  
 SOVC For Jurisdiction Wide, All Counters, All Races  
 UNOFFICIAL RESULTS  
 APRIL 5, 2011

Date:04/05/11  
 Time:21:18:42  
 Page:74 of 228

	OFFALLON WARD 1 COUNCILMAN						OFFALLON WARD 2 COUNCILMAN					
	Reg. Voters	Times Counted	Total Votes	A. C. DIENOFF	BILL GARDNER	Write-In Votes	Reg. Voters	Times Counted	Total Votes	ROSE MACK	STEPHEN MCFARLAND	Write-In Votes
103 CAVE SPRINGS	-	-	-	-	-	-	-	-	-	-	-	-
104 HI POINT	-	-	-	-	-	-	-	-	-	-	-	-
106 SPENCER	-	-	-	-	-	-	-	-	-	-	-	-
107 OAK CREEK	-	-	-	-	-	-	-	-	-	-	-	-
111 WOODSTREAM	-	-	-	-	-	-	-	-	-	-	-	-
113 BRIARHILL	-	-	-	-	-	-	-	-	-	-	-	-
121 ST MARYS	-	-	-	-	-	-	-	-	-	-	-	-
122 MID RIVERS	-	-	-	-	-	-	-	-	-	-	-	-
124 RABBIT RUN	-	-	-	-	-	-	-	-	-	-	-	-
126 MEADOW VALLEY	-	-	-	-	-	-	-	-	-	-	-	-
128 FAIRMONT	-	-	-	-	-	-	-	-	-	-	-	-
129 PARKWOOD	-	-	-	-	-	-	-	-	-	-	-	-
130 LAKES	-	-	-	-	-	-	-	-	-	-	-	-
131 SHADOW CREEK	-	-	-	-	-	-	-	-	-	-	-	-
132 COUNTRY HILL	-	-	-	-	-	-	-	-	-	-	-	-
139 DISCOVERY	586	101	85	17 20.00%	68 80.00%	0 0.00%	339	59	50	26 52.00%	24 48.00%	0 0.00%
140 LAURA HILLS	2211	403	329	88 26.75%	240 72.95%	1 0.30%	1075	193	175	114 65.14%	61 34.86%	0 0.00%
143 ALL SAINTS	-	-	-	-	-	-	217	48	38	17 44.74%	21 55.26%	0 0.00%
144 FOX	576	73	54	20 37.04%	34 62.96%	0 0.00%	-	-	-	-	-	-
145 SALT LICK	-	-	-	-	-	-	-	-	-	-	-	-
146 ST JUDE	-	-	-	-	-	-	-	-	-	-	-	-
147 COTTLEVILLE	-	-	-	-	-	-	-	-	-	-	-	-
148 WINDS	-	-	-	-	-	-	-	-	-	-	-	-
149 SUNNY HILL	-	-	-	-	-	-	-	-	-	-	-	-
150 TIMBERWOOD	-	-	-	-	-	-	-	-	-	-	-	-
151 GLENGATE	-	-	-	-	-	-	-	-	-	-	-	-
152 WOOD GLEN	-	-	-	-	-	-	-	-	-	-	-	-
153 ASPEN	895	136	113	27 23.89%	86 76.11%	0 0.00%	1460	209	178	116 65.17%	62 34.83%	0 0.00%
154 WHEATFIELD	-	-	-	-	-	-	-	-	-	-	-	-
155 GREEN FOREST	-	-	-	-	-	-	-	-	-	-	-	-
156 OAKS	-	-	-	-	-	-	-	-	-	-	-	-
157 PATRIOT	-	-	-	-	-	-	-	-	-	-	-	-
159 HILLCREST	206	58	53	12 22.64%	41 77.36%	0 0.00%	844	173	138	84 60.87%	54 39.13%	0 0.00%
160 HARMONY	1113	218	197	53 26.90%	142 72.08%	2 1.02%	-	-	-	-	-	-
161 MONTBROOK	-	-	-	-	-	-	-	-	-	-	-	-
162 ELKS	2886	612	565	182 32.21%	382 67.61%	1 0.18%	-	-	-	-	-	-

Statement of Votes Cast  
 ST. CHARLES COUNTY  
 MUNICIPAL ELECTION  
 SOVC For Jurisdiction Wide, All Counters, All Races  
 UNOFFICIAL RESULTS  
 APRIL 5, 2011

	OFFALLON WARD 1 COUNCILMAN					OFFALLON WARD 2 COUNCILMAN						
	Reg. Voters	Times Counted	Total Votes	A. C. DIENOFF	BILL GARDNER	Write-In Votes	Reg. Voters	Times Counted	Total Votes	ROSE MACK	STEPHEN MCFARLAND	Write-In Votes
163 CIVIC	-	-	-	-	-	-	-	-	-	-	-	-
165 ST. PAUL	-	-	-	-	-	-	-	-	-	-	-	-
166 MOUNT HOPE	-	-	-	-	-	-	-	-	-	-	-	-
167 MORNINGSIDE	989	188	158	44 27.85%	114 72.15%	0 0.00%	-	-	-	-	-	-
169 HIGHGROVE	1388	270	208	35 16.83%	172 82.69%	1 0.48%	1888	341	281	144 51.25%	137 48.75%	0 0.00%
170 STARBUCK	-	-	-	-	-	-	-	-	-	-	-	-
173 TURTLE CREEK	-	-	-	-	-	-	-	-	-	-	-	-
181 COMMUNITY	-	-	-	-	-	-	-	-	-	-	-	-
182 EVERGREEN	-	-	-	-	-	-	-	-	-	-	-	-
183 FORSTELL	-	-	-	-	-	-	-	-	-	-	-	-
184 FLINT HILL	-	-	-	-	-	-	-	-	-	-	-	-
185 JOSEPHVILLE	-	-	-	-	-	-	-	-	-	-	-	-
186 TWIN OAKS	-	-	-	-	-	-	-	-	-	-	-	-
187 FAIRVIEW	-	-	-	-	-	-	-	-	-	-	-	-
189 PIONEER	-	-	-	-	-	-	-	-	-	-	-	-
190 PEINE	-	-	-	-	-	-	-	-	-	-	-	-
193 DELMAR	-	-	-	-	-	-	-	-	-	-	-	-
194 AMBER MEADOWS	-	-	-	-	-	-	-	-	-	-	-	-
196 PHOENIX	-	-	-	-	-	-	-	-	-	-	-	-
197 FEISE	-	-	-	-	-	-	-	-	-	-	-	-
198 CEDAR	-	-	-	-	-	-	-	-	-	-	-	-
199 REGATTA BAY	-	-	-	-	-	-	-	-	-	-	-	-
200 NORMANDY	-	-	-	-	-	-	-	-	-	-	-	-
202 RIDGEPOINT	-	-	-	-	-	-	-	-	-	-	-	-
203 FIELDCREST	-	-	-	-	-	-	-	-	-	-	-	-
205 BAYFIELD	-	-	-	-	-	-	-	-	-	-	-	-
206 MONTICELLO	-	-	-	-	-	-	-	-	-	-	-	-
207 CARRIAGE HILLS	-	-	-	-	-	-	-	-	-	-	-	-
208 TWIN CHIMNEYS	-	-	-	-	-	-	-	-	-	-	-	-
210 FREYMUTH	-	-	-	-	-	-	-	-	-	-	-	-
211 SUMMERSET	-	-	-	-	-	-	-	-	-	-	-	-
212 CANVAS COVE	-	-	-	-	-	-	-	-	-	-	-	-
213 BRYAN	-	-	-	-	-	-	-	-	-	-	-	-
214 HAWK RIDGE	-	-	-	-	-	-	-	-	-	-	-	-
215 COACHMAN	-	-	-	-	-	-	-	-	-	-	-	-
217 KEYSTONE	-	-	-	-	-	-	1554	228	202	129 63.86%	73 36.14%	0 0.00%
							3042	489	419	304 72.55%	114 27.21%	1 0.24%

Statement of Votes Cast  
 ST. CHARLES COUNTY  
 MUNICIPAL ELECTION  
 SOVC For Jurisdiction Wide, All Counters, All Races  
 UNOFFICIAL RESULTS  
 APRIL 5, 2011

Date:04/05/11  
 Time:21:18:42  
 Page:76 of 228

	OFALLON WARD 1 COUNCILMAN						OFALLON WARD 2 COUNCILMAN					
	Reg. Voters	Times Counted	Total Votes	A. C. DIENOFF	BILL GARDNER	Write-In Votes	Reg. Voters	Times Counted	Total Votes	ROSE MACK	STEPHEN MCFARLAND	Write-In Votes
218 DUVALL	-	-	-	-	-	-	-	-	-	-	-	-
219 WESTFIELD	-	-	-	-	-	-	-	-	-	-	-	-
220 PITMAN	-	-	-	-	-	-	-	-	-	-	-	-
221 WELDON SPRINGS	-	-	-	-	-	-	50	19	18	18 100.00%	0	0.00%
222 NEW MELLE	-	-	-	-	-	-	-	-	-	-	-	0 0.00%
225 AUGUSTA	-	-	-	-	-	-	-	-	-	-	-	-
226 HOPEWELL	-	-	-	-	-	-	-	-	-	-	-	-
227 WHITMOOR	-	-	-	-	-	-	-	-	-	-	-	-
228 SHOSHONE	-	-	-	-	-	-	-	-	-	-	-	-
229 CALLAWAY	-	-	-	-	-	-	-	-	-	-	-	-
230 CLAYBROOK	-	-	-	-	-	-	-	-	-	-	-	-
231 WOLFUM	-	-	-	-	-	-	-	-	-	-	-	-
234 WINDCASTLE	-	-	-	-	-	-	-	-	-	-	-	-
ABSENTEE	0	58	50	9 18.00%	41 82.00%	0 0.00%	0	58	54	38 70.37%	16 29.63%	0 0.00%
Total	10850	2059	1762	478 27.13%	1279 72.59%	5 0.28%	10469	1759	1499	952 63.51%	546 36.42%	1 0.07%
POLLING ABSENTEE	10850	58	50	9 18.00%	41 82.00%	0 0.00%	10469	58	54	38 70.37%	16 29.63%	0 0.00%
Total	10850	2117	1812	487 26.88%	1320 72.85%	5 0.28%	10469	1817	1553	990 63.75%	562 36.19%	1 0.06%

IN WITNESS WHEREOF: I, Rich Chrismer, Director of Elections in and for the County of St. Charles, State of Missouri, do hereby certify that the figures set out herein contain the official results of the April 5, 2011 General Election for your Political Subdivision.

Given under my hand and official seal this 15th day of April, 2011.



Rich Chrismer, Director of Elections  
 St. Charles County, Missouri





Statement of Votes Cast  
 ST. CHARLES COUNTY  
 MUNICIPAL ELECTION  
 SOVC For Jurisdiction Wide, All Counters, All Races  
 UNOFFICIAL RESULTS  
 APRIL 5, 2011

OF FALLON WARD 3 2 YEAR COUNCILMAN

	Reg. Voters	Times Counted	Total Votes	KEN WOOD	NOAL C. ROOS	MIKE NUNNERY	DAVE EVANS	RICHARD BATTLE	Write-In Votes
163 CIVIC	-	-	-	-	-	-	-	-	-
165 ST. PAUL	-	-	-	-	-	-	-	-	-
166 MOUNT HOPE	-	-	-	-	-	-	-	-	-
167 MORNINGSIDE	-	-	-	-	-	-	-	-	-
169 HIGHGROVE	-	-	-	-	-	-	-	-	-
170 STARBUCK	-	-	-	-	-	-	-	-	-
173 TURTLE CREEK	-	-	-	-	-	-	-	-	-
181 COMMUNITY	-	-	-	-	-	-	-	-	-
182 EVERGREEN	-	-	-	-	-	-	-	-	-
183 FORISTELL	-	-	-	-	-	-	-	-	-
184 FLINT HILL	-	-	-	-	-	-	-	-	-
185 JOSEPHVILLE	-	-	-	-	-	-	-	-	-
186 TWIN OAKS	-	-	-	-	-	-	-	-	-
187 FAIRVIEW	-	-	-	-	-	-	-	-	-
189 PIONEER	-	-	-	-	-	-	-	-	-
190 PEINE	-	-	-	-	-	-	-	-	-
193 DELMAR	-	-	-	-	-	-	-	-	-
194 AMBER MEADOWS	-	-	-	-	-	-	-	-	-
196 PHOENIX	502	125	111	6 5.41%	2 1.80%	32 28.83%	12 10.81%	59 53.15%	0 0.00%
197 FEISE	-	-	-	-	-	-	-	-	-
198 CEDAR	-	-	-	-	-	-	-	-	-
199 REGATTA BAY	-	-	-	-	-	-	-	-	-
200 NORMANDY	-	-	-	-	-	-	-	-	-
202 RIDGEPOINT	-	-	-	-	-	-	-	-	-
203 FIELDCREST	1774	493	418	20 4.78%	4 0.96%	94 22.49%	114 27.27%	185 44.26%	1 0.24%
205 BAYFIELD	-	-	-	-	-	-	-	-	-
206 MONTICELLO	-	-	-	-	-	-	-	-	-
207 CARRIAGE HILLS	1885	271	215	28 13.02%	3 1.40%	52 24.19%	35 16.28%	96 44.65%	1 0.47%
208 TWIN CHIMNEYS	1932	399	333	11 3.30%	2 0.60%	88 26.43%	121 36.34%	111 33.33%	0 0.00%
210 FREYMOUTH	-	-	-	-	-	-	-	-	-
211 SUMMERSET	880	205	179	3 1.68%	1 0.56%	103 57.54%	21 11.73%	51 28.49%	0 0.00%
212 CANVAS COVE	-	-	-	-	-	-	-	-	-
213 BRYAN	-	-	-	-	-	-	-	-	-
214 HAWK RIDGE	1776	370	266	20 7.52%	4 1.50%	46 17.29%	30 11.28%	165 62.03%	1 0.38%
215 COACHMAN	-	-	-	-	-	-	-	-	-
217 KEYSTONE	1005	96	73	8 10.96%	2 2.74%	28 38.36%	14 19.18%	20 27.40%	1 1.37%


Statement of Votes Cast  
 ST. CHARLES COUNTY  
 MUNICIPAL ELECTION  
 SOVC For Jurisdiction Wide, All Counters, All Races  
 UNOFFICIAL RESULTS  
 APRIL 5, 2011  
 OFFALLON WARD 3 2 YEAR COUNCILMAN

Date:04/05/11  
 Time:21:18:43  
 Page:80 of 228

Reg. Voters	Times Counted	Total Votes	KEN WOOD	NOAL C. ROOS	MIKE NUNNERY	DAVE EVANS	RICHARD BATTLE	Write-In Votes							
218 DUVALL	-	-	-	-	-	-	-	-							
219 WESTFIELD	-	-	-	-	-	-	-	-							
220 PITMAN	-	-	-	-	-	-	-	-							
221 WELDON SPRINGS	-	-	-	-	-	-	-	-							
222 NEW MELLE	-	-	-	-	-	-	-	-							
225 AUGUSTA	-	-	-	-	-	-	-	-							
226 HOPEWELL	78	29	25	6	24.00%	1	4.00%	7	28.00%	0	0.00%				
227 WHITMOOR	-	-	-	-	-	-	-	-	-	-	-				
228 SHOSHONE	-	-	-	-	-	-	-	-	-	-	-				
229 CALLAWAY	-	-	-	-	-	-	-	-	-	-	-				
230 CLAYBROOK	-	-	-	-	-	-	-	-	-	-	-				
231 WOLFUM	-	-	-	-	-	-	-	-	-	-	-				
234 WINDCASTLE	-	-	-	-	-	-	-	-	-	-	-				
ABSENTEE	0	57	50	6	12.00%	4	8.00%	9	18.00%	19	38.00%	12	24.00%	0	0.00%
Total	9832	1988	1620	102	6.30%	19	1.17%	450	27.78%	351	21.67%	694	42.84%	4	0.25%
POLLING	9832	57	50	6	12.00%	4	8.00%	9	18.00%	19	38.00%	12	24.00%	0	0.00%
ABSENTEE	9832	2045	1670	108	6.47%	23	1.38%	459	27.49%	370	22.16%	706	42.28%	4	0.24%
Total															

IN WITNESS WHEREOF: I, Rich Chrismer, Director of Elections in and for the County of St. Charles, State of Missouri, do hereby certify that the figures set out herein contain the official results of the April 5, 2011 General Election for your Political Subdivision.

Given under my hand and official seal this 15th day of April, 2011.



Rich Chrismer, Director of Elections  
 St. Charles County, Missouri





Statement of Votes Cast  
 ST. CHARLES COUNTY  
 MUNICIPAL ELECTION  
 UNOFFICIAL RESULTS  
 APRIL 5, 2011

OF FALLON WARD 3 3 YEAR COUNCILMAN						OF FALLON WARD 4 COUNCILMAN					
Reg. Voters	Times Counted	Total Votes	JOHN J. HAMAN, JR.	Write-In Votes	Reg. Voters	Times Counted	Total Votes	BOB HOWELL	Write-In Votes		
163 CIVIC	-	-	-	-	-	-	-	-	-		
165 ST. PAUL	-	-	-	-	-	-	-	-	-		
166 MOUNT HOPE	-	-	-	-	-	-	-	-	-		
167 MORNINGSIDE	-	-	-	-	-	-	-	-	-		
169 HIGHGROVE	-	-	-	-	-	-	-	-	-		
170 STARBUCK	-	-	-	-	-	-	-	-	-		
173 TURTLE CREEK	-	-	-	-	-	-	-	-	-		
181 COMMUNITY	-	-	-	-	-	-	-	-	-		
182 EVERGREEN	-	-	-	-	-	-	-	-	-		
183 FORISTELL	-	-	-	-	-	-	-	-	-		
184 FLINT HILL	-	-	-	-	-	-	-	-	-		
185 JOSEPHVILLE	-	-	-	-	-	-	-	-	-		
186 TWIN OAKS	-	-	-	-	-	-	-	-	-		
187 FARVIEW	-	-	-	-	-	-	-	-	-		
189 PIONEER	-	-	-	-	-	-	-	-	-		
190 PEINE	-	-	-	-	-	-	-	-	-		
193 DELMAR	-	-	-	-	1164	337	260	256	4		
194 AMBER MEADOWS	-	-	-	-	1626	314	216	211	5		
196 PHOENIX	502	125	101	100.00%	959	161	122	119	3		
197 FEISE	-	-	-	0.00%	-	-	-	-	2.46%		
198 CEDAR	-	-	-	-	-	-	-	-	-		
199 REGATTA BAY	-	-	-	-	-	-	-	-	-		
200 NORMANDY	-	-	-	-	-	-	-	-	-		
202 RIDGEPOINT	-	-	-	-	-	-	-	-	-		
203 FIELDCREST	1774	493	359	99.72%	1307	194	148	147	1		
205 BAYFIELD	-	-	-	0.28%	-	-	-	-	0.68%		
206 MONTICELLO	-	-	-	-	-	-	-	-	-		
207 CARRIAGE HILLS	1885	271	177	98.31%	-	-	-	-	-		
208 TWIN CHIMNEYS	1932	399	255	98.43%	-	-	-	-	-		
210 FREYMUTH	-	-	-	1.57%	-	-	-	-	-		
211 SUMMERSET	880	205	128	98.44%	-	-	-	-	-		
212 CANVAS COVE	-	-	-	1.56%	1106	171	119	117	2		
213 BRYAN	-	-	-	-	821	90	67	66	1		
214 HAWK RIDGE	1776	370	241	99.17%	-	-	-	-	1.49%		
215 COACHMAN	-	-	-	0.83%	-	-	-	-	-		
217 KEYSTONE	1005	96	70	97.14%	-	-	-	-	-		
				2.86%							


Statement of Votes Cast  
 ST. CHARLES COUNTY  
 MUNICIPAL ELECTION  
 SOVC For Jurisdiction Wide, All Counters, All Races  
 UNOFFICIAL RESULTS  
 APRIL 5, 2011

Date:04/05/11  
 Time:21:18:44  
 Page:84 of 228

	OFFALLON WARD 3 3 YEAR COUNCILMAN				OFFALLON WARD 4 COUNCILMAN					
	Reg. Voters	Times Counted	Total Votes	JOHN I. HAMAN, JR.	Write-In Votes	Reg. Voters	Times Counted	Total Votes	BOB HOWELL	Write-In Votes
218 DUVAL	-	-	-	-	-	-	-	-	-	-
219 WESTFIELD	-	-	-	-	-	-	-	-	-	-
220 PITMAN	-	-	-	-	-	-	-	-	-	-
221 WELDON SPRINGS	-	-	-	-	-	-	-	-	-	-
222 NEW MELLE	-	-	-	-	-	-	-	-	-	-
225 AUGUSTA	-	-	-	-	-	-	-	-	-	-
226 HOPEWELL	78	29	19	19 100.00%	0 0.00%	-	-	-	-	-
227 WHITMOOR	-	-	-	-	-	-	-	-	-	-
228 SHOSHONE	-	-	-	-	-	-	-	-	-	-
229 CALLAWAY	-	-	-	-	-	-	-	-	-	-
230 CLAYBROOK	-	-	-	-	-	-	-	-	-	-
231 WOLFUM	-	-	-	-	-	-	-	-	-	-
234 WINDCASTLE	-	-	-	-	-	-	-	-	-	-
ABSENTEE	0	57	43	43 100.00%	0 0.00%	0	60	51	50 98.04%	1 1.96%
Total	9832	1988	1350	1336 98.96%	14 1.04%	9801	1767	1303	1284 98.54%	19 1.46%
POLLING	9832	57	43	43 100.00%	0 0.00%	9801	60	51	50 98.04%	1 1.96%
ABSENTEE	9832	2045	1393	1379 98.99%	14 1.01%	9801	1827	1334	1334 98.52%	20 1.48%
Total	9832	2045	1393	1379 98.99%	14 1.01%	9801	1827	1334	1334 98.52%	20 1.48%

IN WITNESS WHEREOF: I, Rich Chrismer, Director of Elections in and for the County of St. Charles, State of Missouri, do hereby certify that the figures set out herein contain the official results of the April 5, 2011 General Election for your Political Subdivision.

Given under my hand and official seal this 15th day of April, 2011.



Rich Chrismer, Director of Elections  
 St. Charles County, Missouri





Statement of Votes Cast  
 ST. CHARLES COUNTY  
 MUNICIPAL ELECTION  
 SOVC For Jurisdiction Wide, All Counters, All Races  
 UNOFFICIAL RESULTS  
 APRIL 5, 2011

	OFFALLON WARD 5 COUNCILMAN					OFFALLON PROPS				
	Reg. Voters	Times Counted	Total Votes	MIKE PHENEY	Write-In Votes	Reg. Voters	Times Counted	Total Votes	YES	NO
163 CIVIC	2448	674	523	516 98.66%	7 1.34%	2448	674	672	493 73.36%	179 26.64%
165 ST. PAUL	-	-	-	-	-	-	-	-	-	-
166 MOUNT HOPE	747	133	84	83 98.81%	1 1.19%	747	133	133	101 75.94%	32 24.06%
167 MORNINGSIDE	407	86	64	63 98.44%	1 1.56%	1396	274	272	163 59.93%	109 40.07%
169 HIGHGROVE	1995	466	333	332 99.70%	1 0.30%	3383	736	734	555 75.61%	179 24.39%
170 STARBUCK	-	-	-	-	-	1888	341	338	259 76.63%	79 23.37%
173 TURTLE CREEK	2871	512	366	361 98.63%	5 1.37%	2871	512	510	383 75.10%	127 24.90%
181 COMMUNITY	-	-	-	-	-	-	-	-	-	-
182 EVERGREEN	-	-	-	-	-	-	-	-	-	-
183 FORISTELL	-	-	-	-	-	-	-	-	-	-
184 FLINT HILL	-	-	-	-	-	-	-	-	-	-
185 JOSEPHVILLE	-	-	-	-	-	-	-	-	-	-
186 TWIN OAKS	-	-	-	-	-	-	-	-	-	-
187 FAIRVIEW	-	-	-	-	-	-	-	-	-	-
189 PIONEER	-	-	-	-	-	-	-	-	-	-
190 PEINE	-	-	-	-	-	-	-	-	-	-
193 DELMAR	-	-	-	-	-	1164	337	333	236 70.87%	97 29.13%
194 AMBER MEADOWS	-	-	-	-	-	1626	314	314	246 78.34%	68 21.66%
196 PHOENIX	-	-	-	-	-	502	125	125	107 85.60%	18 14.40%
197 FEISE	-	-	-	-	-	959	161	160	92 57.50%	68 42.50%
198 CEDAR	-	-	-	-	-	-	-	-	-	-
199 REGATTA BAY	-	-	-	-	-	-	-	-	-	-
200 NORMANDY	-	-	-	-	-	-	-	-	-	-
202 RIDGEPOINT	-	-	-	-	-	-	-	-	-	-
203 FIELDCREST	-	-	-	-	-	-	-	-	-	-
205 BAYFIELD	-	-	-	-	-	1774	493	486	396 81.48%	90 18.52%
206 MONTICELLO	-	-	-	-	-	1307	194	192	112 58.33%	80 41.67%
207 CARRIAGE HILLS	-	-	-	-	-	3042	489	488	385 78.89%	103 21.11%
208 TWIN CHIMNEY	-	-	-	-	-	1885	271	267	216 80.90%	51 19.10%
210 FREYMOUTH	-	-	-	-	-	1932	399	397	321 80.86%	76 19.14%
211 SUMMERSSET	-	-	-	-	-	880	205	201	146 72.64%	55 27.36%
212 CANVAS COVE	-	-	-	-	-	1106	171	171	134 78.36%	37 21.64%
213 BRYAN	-	-	-	-	-	821	90	89	66 74.16%	23 25.84%
214 HAWK RIDGE	-	-	-	-	-	1776	370	362	301 83.15%	61 16.85%
215 COACHMAN	-	-	-	-	-	1554	228	227	155 68.28%	72 31.72%
217 KEYSTONE	-	-	-	-	-	1005	96	96	63 65.63%	33 34.38%

Statement of Votes Cast  
 ST. CHARLES COUNTY  
 MUNICIPAL ELECTION  
 SOVC For Jurisdiction Wide, All Counters, All Races  
 UNOFFICIAL RESULTS  
 APRIL 5, 2011

Date:04/05/11  
 Time:21:18:45  
 Page:88 of 228

	OFALLON WARD 5 COUNCILMAN					OFALLON PROPS				
	Reg. Voters	Times Counted	Total Votes	MIKE PHENEY	Write-In Votes	Reg. Voters	Times Counted	Total Votes	YES	NO
218 DUVALL	-	-	-	-	-	-	-	-	-	-
219 WESTFIELD	-	-	-	-	-	-	-	-	-	-
220 PITMAN	-	-	-	-	-	-	-	-	-	-
221 WEIDON SPRINGS	-	-	-	-	-	50	19	19	17 89.47%	2 10.53%
222 NEW MELLE	-	-	-	-	-	-	-	-	-	-
225 AUGUSTA	-	-	-	-	-	-	-	-	-	-
226 HOPEWELL	-	-	-	-	-	78	29	29	19 65.52%	10 34.48%
227 WHITMOOR	-	-	-	-	-	-	-	-	-	-
228 SHOSHONE	-	-	-	-	-	-	-	-	-	-
229 CALLAWAY	-	-	-	-	-	-	-	-	-	-
230 CLAYBROOK	-	-	-	-	-	-	-	-	-	-
231 WOLFUM	-	-	-	-	-	-	-	-	-	-
234 WINDCASTLE	-	-	-	-	-	-	-	-	-	-
ABSENTEE	0	68	50	50 100.00%	0 0.00%	0	301	298	200 67.11%	98 32.89%
Total	9729	2129	1573	1554 98.79%	19 1.21%	50681	9702	9645	7017 72.75%	2628 27.25%
POLLING	9729	68	50	50 100.00%	0 0.00%	50681	301	298	200 67.11%	98 32.89%
ABSENTEE	9729	2197	1623	1604 98.83%	19 1.17%	50681	10003	9943	7217 72.58%	2726 27.42%

IN WITNESS WHEREOF: I, Rich Chrimer, Director of Elections in and for the County of St. Charles, State of Missouri, do hereby certify that the figures set out herein contain the official results of the April 5, 2011 General Election for your Political Subdivision.

Given under my hand and official seal this 15th day of April, 2011.



Rich Chrimer, Director of Elections  
 St. Charles County, Missouri



Statement of Votes Cast  
 ST. CHARLES COUNTY  
 MUNICIPAL ELECTION  
 SOVC For Jurisdiction Wide, All Counters, All Races  
 UNOFFICIAL RESULTS  
 APRIL 5, 2011

	OFFALLON PROP A.1 INSIDE				OFFALLON PROP A.1 OUTSIDE					
	Reg. Voters	Times Counted	Total Votes	YES	NO	Reg. Voters	Times Counted	Total Votes	YES	NO
103 CAVE SPRINGS	-	-	-	-	-	-	-	-	-	-
104 HI POINT	-	-	-	-	-	-	-	-	-	-
106 SPENCER	-	-	-	-	-	-	-	-	-	-
107 OAK CREEK	-	-	-	-	-	-	-	-	-	-
111 WOODSTREAM	-	-	-	-	-	-	-	-	-	-
113 BRLARHILL	-	-	-	-	-	-	-	-	-	-
121 ST MARYS	-	-	-	-	-	-	-	-	-	-
122 MID RIVERS	-	-	-	-	-	-	-	-	-	-
124 RABBIT RUN	-	-	-	-	-	-	-	-	-	-
126 MEADOW VALLEY	-	-	-	-	-	-	-	-	-	-
128 FAIRMONT	-	-	-	-	-	-	-	-	-	-
129 PARKWOOD	-	-	-	-	-	-	-	-	-	-
130 LAKES	-	-	-	-	-	-	-	-	-	-
131 SHADOW CREEK	-	-	-	-	-	-	-	-	-	-
132 COUNTRY HILL	-	-	-	-	-	-	-	-	-	-
139 DISCOVERY	925	160	140	98	70.00%	42	30.00%	-	-	-
140 LAURA HILLS	2211	403	349	238	68.19%	111	31.81%	-	-	-
145 ALL SAINTS	1075	193	169	123	72.78%	46	27.22%	-	-	-
144 FOX	793	121	105	83	79.05%	22	20.95%	-	-	-
145 SALT LICK	-	-	-	-	-	-	-	-	-	-
146 ST JUDE	-	-	-	-	-	-	-	-	-	-
147 COTTLEVILLE	-	-	-	-	-	-	-	-	-	-
148 WINDS	-	-	-	-	-	-	-	-	-	-
149 SUNNY HILL	-	-	-	-	-	-	-	-	-	-
150 TIMBERWOOD	-	-	-	-	-	-	-	-	-	-
151 GLENGATE	669	52	48	27	56.25%	21	43.75%	-	-	-
152 WOOD GLEN	-	-	-	-	-	-	-	-	-	-
153 ASPEN	895	136	117	78	66.67%	39	33.33%	-	-	-
154 WHEATFIELD	1460	209	180	117	65.00%	63	35.00%	-	-	-
155 GREEN FOREST	-	-	-	-	-	-	-	-	-	-
156 OAKS	-	-	-	-	-	-	-	-	-	-
157 PATRIOT	1507	368	321	239	74.45%	82	25.55%	-	-	-
159 HILLCREST	1692	311	271	203	74.91%	68	25.09%	-	-	-
160 HARMONY	1113	218	186	126	67.74%	60	32.26%	-	-	-
161 MONTBROOK	1261	258	240	157	65.42%	83	34.58%	-	-	-
162 ELKS	2886	612	559	387	69.23%	172	30.77%	-	-	-

Statement of Votes Cast  
 ST. CHARLES COUNTY  
 MUNICIPAL ELECTION  
 SOVC For Jurisdiction Wide, All Counters, All Races  
 UNOFFICIAL RESULTS  
 APRIL 5, 2011

	OF-FALLOM PROP A.1 INSIDE				OF-FALLOM PROP A.1 OUTSIDE					
	Reg. Voters	Times Counted	Total Votes	YES	NO	Reg. Voters	Times Counted	Total Votes	YES	NO
163 CIVIC	2448	674	602	442	73.42%	160	26.58%	0	0	0
165 ST. PAULI	-	-	-	-	-	-	-	-	-	-
166 MOUNT HOPE	747	133	113	68	60.18%	45	39.82%	-	-	-
167 MORNINGSIDE	1396	274	239	153	64.02%	86	35.98%	-	-	-
169 HIGHGROVE	3383	736	615	429	69.76%	186	30.24%	-	-	-
170 STARBUCK	1888	341	298	209	70.13%	89	29.87%	-	-	-
173 TURTLE CREEK	2871	512	454	333	73.35%	121	26.65%	-	-	-
181 COMMUNITY	-	-	-	-	-	-	-	-	-	-
182 EVERGREEN	-	-	-	-	-	-	-	-	-	-
183 FORISTELL	-	-	-	-	-	-	-	-	-	-
184 FLINT HILL	-	-	-	-	-	-	-	-	-	-
185 JOSEPHVILLE	-	-	-	-	-	-	-	-	-	-
186 TWIN OAKS	-	-	-	-	-	-	-	-	-	-
187 FAIRVIEW	-	-	-	-	-	-	-	-	-	-
189 PIONEER	-	-	-	-	-	-	-	-	-	-
190 PEINE	-	-	-	-	-	-	-	-	-	-
193 DELMAR	1164	337	275	191	69.45%	84	30.55%	-	-	-
194 AMBER MEADOWS	1626	314	271	193	71.22%	78	28.78%	-	-	-
196 PHOENIX	502	125	111	83	74.77%	28	25.23%	-	-	-
197 FEISE	959	161	146	84	57.53%	62	42.47%	-	-	-
198 CEDAR	-	-	-	-	-	-	-	-	-	-
199 REGATTA BAY	-	-	-	-	-	-	-	-	-	-
200 NORMANDY	-	-	-	-	-	-	-	-	-	-
202 RIDGEPOINT	-	-	-	-	-	-	-	-	-	-
203 FIELDCREST	1774	493	405	303	74.81%	102	25.19%	-	-	-
205 BAYFIELD	1307	194	174	118	67.82%	56	32.18%	-	-	-
206 MONTICELLO	3042	489	422	315	74.64%	107	25.36%	-	-	-
207 CARRIAGE HILLS	1885	271	220	163	74.09%	57	25.91%	-	-	-
208 TWIN CHIMNEYS	1932	399	329	239	72.64%	90	27.36%	-	-	-
210 FREYMUTH	-	-	-	-	-	-	-	-	-	-
211 SUMMERSET	880	205	168	134	79.76%	34	20.24%	-	-	-
212 CANYAS COVE	1106	171	143	110	76.92%	33	23.08%	-	-	-
213 BRYAN	821	90	75	45	60.00%	30	40.00%	-	-	-
214 HAWK RIDGE	1776	370	302	222	73.51%	80	26.49%	-	-	-
215 COACHMAN	1554	228	186	125	67.20%	61	32.80%	-	-	-
217 KEYSTONE	1005	96	79	50	63.29%	29	36.71%	-	-	-

Statement of Votes Cast  
 ST. CHARLES COUNTY  
 MUNICIPAL ELECTION  
 SOVC For Jurisdiction Wide, All Counters, All Races  
 UNOFFICIAL RESULTS  
 APRIL 5, 2011

Date:04/05/11  
 Time:21:18:45  
 Page:92 of 228

	OFALLON PROP A.1 INSIDE				OFALLON PROP A.1 OUTSIDE					
	Reg. Voters	Times Counted	Total Votes	YES	NO	Reg. Voters	Times Counted	Total Votes	YES	NO
218 DUVALL	-	-	-	-	-	-	-	-	-	-
219 WESTFIELD	-	-	-	-	-	-	-	-	-	-
220 PITMAN	-	-	-	-	-	-	-	-	-	-
221 WELDON SPRINGS	50	19	16	15	93.75%	1	6.25%	-	-	-
222 NEW MELLE	-	-	-	-	-	-	-	-	-	-
225 AUGUSTA	-	-	-	-	-	-	-	-	-	-
226 HOPEWELL	78	29	25	13	52.00%	12	48.00%	-	-	-
227 WHITMOOR	-	-	-	-	-	-	-	-	-	-
228 SHOSHONE	-	-	-	-	-	-	-	-	-	-
229 CALLAWAY	-	-	-	-	-	-	-	-	-	-
230 CLAYBROOK	-	-	-	-	-	-	-	-	-	-
231 WOLFUM	-	-	-	-	-	-	-	-	-	-
234 WINDCASTLE	-	-	-	-	-	-	-	-	-	-
ABSENTEE	0	301	277	199	71.84%	78	28.16%	0	-	0
Total	50681	9702	8353	5913	70.79%	2440	29.21%	0	-	0
POLLING	50681	301	277	199	71.84%	78	28.16%	0	-	0
ABSENTEE	50681	10093	8630	6112	70.82%	2518	29.18%	0	-	0
Total	50681	10093	8630	6112	70.82%	2518	29.18%	0	-	0

IN WITNESS WHEREOF: I, Rich Chrimer, Director of Elections in and for the County of St. Charles, State of Missouri, do hereby certify that the figures set out herein contain the official results of the April 5, 2011 General Election for your Political Subdivision.

Given under my hand and official seal this 15th day of April, 2011.



Rich Chrimer, Director of Elections  
 St. Charles County, Missouri



Statement of Votes Cast  
 ST. CHARLES COUNTY  
 MUNICIPAL ELECTION  
 SOVC For Jurisdiction Wide, All Counters, All Races  
 UNOFFICIAL RESULTS  
 APRIL 5, 2011

Date:04/05/11  
 Time:21:18:46  
 Page:94 of 228

	OF FALLOON PROP A.2 INSIDE					OF FALLOON PROP A.2 OUTSIDE				
	Reg. Voters	Times Counted	Total Votes	YES	NO	Reg. Voters	Times Counted	Total Votes	YES	NO
103 CAVE SPRINGS	-	-	-	-	-	-	-	-	-	-
104 HI POINT	-	-	-	-	-	-	-	-	-	-
106 SPENCER	-	-	-	-	-	-	-	-	-	-
107 OAK CREEK	-	-	-	-	-	-	-	-	-	-
111 WOODSTREAM	-	-	-	-	-	-	-	-	-	-
113 BRIARHILL	-	-	-	-	-	-	-	-	-	-
121 ST MARYS	-	-	-	-	-	-	-	-	-	-
122 MID RIVERS	-	-	-	-	-	-	-	-	-	-
124 RABBIT RUN	-	-	-	-	-	-	-	-	-	-
126 MEADOW VALLEY	-	-	-	-	-	-	-	-	-	-
128 FAIRMONT	-	-	-	-	-	-	-	-	-	-
129 PARKWOOD	-	-	-	-	-	-	-	-	-	-
130 LAKES	-	-	-	-	-	-	-	-	-	-
131 SHADOW CREEK	-	-	-	-	-	-	-	-	-	-
132 COUNTRY HILL	-	-	-	-	-	-	-	-	-	-
139 DISCOVERY	925	160	140	98	70.00%	42	30.00%	-	-	-
140 LAURA HILLS	2211	403	349	238	68.19%	111	31.81%	-	-	-
143 ALL SAINTS	1075	193	168	123	73.21%	45	26.79%	-	-	-
144 FOX	793	121	106	82	77.36%	24	22.64%	-	-	-
145 SALT LICK	-	-	-	-	-	-	-	-	-	-
146 ST JUDE	-	-	-	-	-	-	-	-	-	-
147 COTTLEVILLE	-	-	-	-	-	-	-	-	-	-
148 WINDS	-	-	-	-	-	-	-	-	-	-
149 SUNNY HILL	-	-	-	-	-	-	-	-	-	-
150 TIMBERWOOD	-	-	-	-	-	-	-	-	-	-
151 GLENGATE	669	52	46	27	58.70%	19	41.30%	-	-	-
152 WOOD GLEN	-	-	-	-	-	-	-	-	-	-
153 ASPEN	895	136	116	78	67.24%	38	32.76%	-	-	-
154 WHEATFIELD	1460	209	180	116	64.44%	64	35.56%	-	-	-
155 GREEN FOREST	-	-	-	-	-	-	-	-	-	-
156 OAKS	-	-	-	-	-	-	-	-	-	-
157 PATRIOT	1507	368	321	237	73.83%	84	26.17%	-	-	-
159 HILLCREST	1692	311	270	202	74.81%	68	25.19%	-	-	-
160 HARMONY	1113	218	188	127	67.55%	61	32.45%	-	-	-
161 MONTBROOK	1261	258	237	154	64.98%	83	35.02%	-	-	-
162 ELKS	2886	612	534	388	70.04%	166	29.96%	-	-	-

**Statement of Votes Cast**  
**ST. CHARLES COUNTY**  
**MUNICIPAL ELECTION**  
**SOVC For Jurisdiction Wide, All Counters, All Races**  
**UNOFFICIAL RESULTS**  
**APRIL 5, 2011**

	OFALLON PROP A.2 INSIDE				OFALLON PROP A.2 OUTSIDE					
	Reg. Voters	Times Counted	Total Votes	YES	NO	Reg. Voters	Times Counted	Total Votes	YES	NO
163 CIVIC	2448	674	599	442	157	1	0	0	0	0
165 ST. PAUL	-	-	-	-	-	-	-	-	-	-
166 MOUNT HOPE	747	133	112	69	43	-	-	-	-	-
167 MORNINGSIDE	1396	274	238	156	82	-	-	-	-	-
169 HIGHGROVE	3383	736	611	424	187	-	-	-	-	-
170 STARBUCK	1888	341	297	211	86	-	-	-	-	-
173 TURTLE CREEK	2871	512	453	326	127	-	-	-	-	-
181 COMMUNITY	-	-	-	-	-	-	-	-	-	-
182 EVERGREEN	-	-	-	-	-	-	-	-	-	-
183 FORISTELL	-	-	-	-	-	-	-	-	-	-
184 FLINT HILL	-	-	-	-	-	-	-	-	-	-
185 JOSEPHVILLE	-	-	-	-	-	-	-	-	-	-
186 TWIN OAKS	-	-	-	-	-	-	-	-	-	-
187 FAIRVIEW	-	-	-	-	-	-	-	-	-	-
189 PIONEER	-	-	-	-	-	-	-	-	-	-
190 PEINE	-	-	-	-	-	-	-	-	-	-
193 DELMAR	1164	337	276	193	83	-	-	-	-	-
194 AMBER MEADOWS	1626	314	270	193	77	-	-	-	-	-
196 PHOENIX	502	125	110	89	21	-	-	-	-	-
197 FEISE	959	161	145	82	63	-	-	-	-	-
198 CEDAR	-	-	-	-	-	-	-	-	-	-
199 REGATTA BAY	-	-	-	-	-	-	-	-	-	-
200 NORMANDY	-	-	-	-	-	-	-	-	-	-
202 RIDGEPPOINT	-	-	-	-	-	-	-	-	-	-
203 FIELDCREST	1774	493	406	304	102	-	-	-	-	-
205 BAYFIELD	1307	194	174	115	59	-	-	-	-	-
206 MONTICELLO	3042	489	418	314	104	-	-	-	-	-
207 CARRIAGE HILLS	1883	271	219	161	58	-	-	-	-	-
208 TWIN CHIMNEYYS	1932	399	326	239	87	-	-	-	-	-
210 FREYMUTH	-	-	-	-	-	-	-	-	-	-
211 SUMMERSET	880	205	167	133	34	-	-	-	-	-
212 CANVAS COVE	1106	171	142	110	32	-	-	-	-	-
213 BRYAN	821	90	73	45	28	-	-	-	-	-
214 HAWK RIDGE	1776	370	300	220	80	-	-	-	-	-
215 COACHMAN	1554	228	185	122	63	-	-	-	-	-
217 KEYSTONE	1005	96	79	51	28	-	-	-	-	-

Statement of Votes Cast  
 ST. CHARLES COUNTY  
 MUNICIPAL ELECTION  
 SOVC For Jurisdiction Wide, All Counters, All Races  
 UNOFFICIAL RESULTS  
 APRIL 5, 2011

Date:04/05/11  
 Time:21:18:46  
 Page:96 of 228

	OF FALLOON PROP A.2 INSIDE				OF FALLOON PROP A.2 OUTSIDE					
	Reg. Voters	Times Counted	Total Votes	YES	NO	Reg. Voters	Times Counted	Total Votes	YES	NO
218 DUVAL	-	-	-	-	-	-	-	-	-	-
219 WESTFIELD	-	-	-	-	-	-	-	-	-	-
220 PITMAN	-	-	-	-	-	-	-	-	-	-
221 WELDON SPRINGS	50	19	16	15	93.75%	1	6.25%	-	-	-
222 NEW MELLE	-	-	-	-	-	-	-	-	-	-
225 AUGUSTA	-	-	-	-	-	-	-	-	-	-
226 HOBEWELL	78	29	25	13	52.00%	12	48.00%	-	-	-
227 WHITMOOR	-	-	-	-	-	-	-	-	-	-
228 SHOSHONE	-	-	-	-	-	-	-	-	-	-
229 CALLAWAY	-	-	-	-	-	-	-	-	-	-
230 CLAYBROOK	-	-	-	-	-	-	-	-	-	-
231 WOLFUM	-	-	-	-	-	-	-	-	-	-
234 WINDCASTLE	-	-	-	-	-	-	-	-	-	-
ABSENTEE	0	301	276	196	71.01%	80	28.99%	-	-	-
Total	50681	9702	8316	5897	70.91%	2419	29.09%	-	-	-
POLLING	50681	301	276	196	71.01%	80	28.99%	-	-	-
ABSENTEE	50681	10003	8592	6093	70.91%	2499	29.09%	-	-	-
Total	50681	10003	8592	6093	70.91%	2499	29.09%	-	-	-

IN WITNESS WHEREOF: I, Rich Chrimer, Director of Elections in and for the County of St. Charles, State of Missouri, do hereby certify that the figures set out herein contain the official results of the April 5, 2011 General Election for your Political Subdivision.

Given under my hand and official seal this 15th day of April, 2011.



Rich Chrimer, Director of Elections  
 St. Charles County, Missouri



Statement of Votes Cast  
 ST. CHARLES COUNTY  
 MUNICIPAL ELECTION  
 SOVC For Jurisdiction Wide, All Counters, All Races  
 UNOFFICIAL RESULTS  
 APRIL 5, 2011

	OFALLON PROP A.3 INSIDE				OFALLON PROP A.3 OUTSIDE						
	Reg. Voters	Times Counted	Total Votes	YES	NO	Reg. Voters	Times Counted	Total Votes	YES	NO	
103 CAVE SPRINGS	-	-	-	-	-	-	-	-	-	-	
104 HI POINT	-	-	-	-	-	-	-	-	-	-	
106 SPENCER	-	-	-	-	-	-	-	-	-	-	
107 OAK CREEK	-	-	-	-	-	-	-	-	-	-	
111 WOODSTREAM	-	-	-	-	-	-	-	-	-	-	
113 BRIARHILL	-	-	-	-	-	-	-	-	-	-	
121 ST MARYS	-	-	-	-	-	-	-	-	-	-	
122 MID RIVERS	-	-	-	-	-	-	-	-	-	-	
124 RABBIT RUN	-	-	-	-	-	-	-	-	-	-	
126 MEADOW VALLEY	-	-	-	-	-	-	-	-	-	-	
128 FAIRMONT	-	-	-	-	-	-	-	-	-	-	
129 PARKWOOD	-	-	-	-	-	-	-	-	-	-	
130 LAKES	-	-	-	-	-	-	-	-	-	-	
131 SHADOW CREEK	-	-	-	-	-	-	-	-	-	-	
132 COUNTRY HILL	-	-	-	-	-	-	-	-	-	-	
139 DISCOVERY	925	160	138	104	75.36%	34	24.64%	110	31.52%	110	31.52%
140 LAURA HILLS	2211	403	349	239	68.48%	36	21.05%	135	78.95%	135	78.95%
143 ALL SAINTS	1075	193	171	135	78.95%	21	20.39%	21	20.39%	21	20.39%
144 FOX	793	121	103	82	79.61%	-	-	-	-	-	-
145 SALTFLICK	-	-	-	-	-	-	-	-	-	-	-
146 ST JUDE	-	-	-	-	-	-	-	-	-	-	-
147 COTTLEVILLE	-	-	-	-	-	-	-	-	-	-	-
148 WINDS	-	-	-	-	-	-	-	-	-	-	-
149 SUNNY HILL	-	-	-	-	-	-	-	-	-	-	-
150 TIMBERWOOD	-	-	-	-	-	-	-	-	-	-	-
151 GLENGATE	669	52	47	27	57.45%	20	42.55%	-	-	-	-
152 WOOD GLEN	-	-	-	-	-	-	-	-	-	-	-
153 ASPEN	895	136	114	73	64.04%	41	35.96%	-	-	-	-
154 WHEATFIELD	1460	209	183	120	65.57%	63	34.43%	-	-	-	-
155 GREEN FOREST	-	-	-	-	-	-	-	-	-	-	-
156 OAKS	-	-	-	-	-	-	-	-	-	-	-
157 PATRIOT	1507	368	322	246	76.40%	76	23.60%	-	-	-	-
159 HILLCREST	1692	311	268	208	77.61%	60	22.39%	-	-	-	-
160 HARMONY	1113	218	186	126	67.74%	60	32.26%	-	-	-	-
161 MONTBROOK	1261	258	230	150	65.22%	80	34.78%	-	-	-	-
162 ELKS	2886	612	553	404	73.06%	149	26.94%	-	-	-	-

Statement of Votes Cast  
 ST. CHARLES COUNTY  
 MUNICIPAL ELECTION  
 UNOFFICIAL RESULTS  
 APRIL 5, 2011  
 SOVC For Jurisdiction Wide, All Counters, All Races

	OFFALLON PROP A.3 INSIDE				OFFALLON PROP A.3 OUTSIDE					
	Reg. Voters	Times Counted	Total Votes	YES	NO	Reg. Voters	Times Counted	Total Votes	YES	NO
163 CIVIC	2448	674	599	442	73.79%	157	26.21%			
165 ST. PAUL	747	133	112	70	62.50%	42	37.50%			
166 MOUNT HOPE	1396	274	236	157	66.53%	79	33.47%			
167 MORNINGSIDE	3383	736	607	434	71.50%	173	28.50%			
169 HIGHGROVE	1888	341	296	219	73.99%	77	26.01%			
170 STARBUCK	2871	512	450	333	74.00%	117	26.00%			
173 TURTLE CREEK	-	-	-	-	-	-	-			
181 COMMUNITY	-	-	-	-	-	-	-			
182 EVERGREEN	-	-	-	-	-	-	-			
183 FORISTELL	-	-	-	-	-	-	-			
184 FLINT HILL	-	-	-	-	-	-	-			
185 JOSEPHVILLE	-	-	-	-	-	-	-			
186 TWIN OAKS	-	-	-	-	-	-	-			
187 FAIRVIEW	-	-	-	-	-	-	-			
189 PIONEER	-	-	-	-	-	-	-			
190 PEINE	-	-	-	-	-	-	-			
193 DELMAR	1164	337	276	203	73.55%	73	26.45%			
194 AMBER MEADOWS	1626	314	269	200	74.35%	69	25.65%			
196 PHOENIX	502	125	112	94	83.93%	18	16.07%			
197 FEISE	959	161	147	91	61.90%	56	38.10%			
198 CEDAR	-	-	-	-	-	-	-			
199 REGATTA BAY	-	-	-	-	-	-	-			
200 NORMANDY	-	-	-	-	-	-	-			
202 RIDGEPOINT	-	-	-	-	-	-	-			
203 FIELDCREST	1774	493	403	312	77.42%	91	22.58%			
205 BAYFIELD	1307	194	173	121	69.94%	52	30.06%			
206 MONTICELLO	3042	489	430	338	78.60%	92	21.40%			
207 CARRIAGE HILLS	1885	271	218	167	76.61%	51	23.39%			
208 TWIN CHIMNEYS	1932	399	329	239	72.64%	90	27.36%			
210 FREYMUTH	-	-	-	-	-	-	-			
211 SUMMERSET	880	205	171	135	78.95%	36	21.05%			
212 CANVAS COVE	1106	171	143	112	78.32%	31	21.68%			
213 BRYAN	821	90	74	51	68.92%	23	31.08%			
214 HAWK RIDGE	1776	370	299	224	74.92%	75	25.08%			
215 COACHMAN	1554	228	187	130	69.52%	57	30.48%			
217 KEYSTONE	1005	96	79	55	69.62%	24	30.38%			

Statement of Votes Cast  
 ST. CHARLES COUNTY  
 MUNICIPAL ELECTION  
 SOVC For Jurisdiction Wide, All Counters, All Races  
 UNOFFICIAL RESULTS  
 APRIL 5, 2011

Date: 04/05/11  
 Time: 21:18:47  
 Page: 100 of 228

	OFALLON PROP A.3 INSIDE				OFALLON PROP A.3 OUTSIDE					
	Reg. Voters	Times Counted	Total Votes	YES	NO	Reg. Voters	Times Counted	Total Votes	YES	NO
218 DUVAL	-	-	-	-	-	-	-	-	-	-
219 WESTFIELD	-	-	-	-	-	-	-	-	-	-
220 PITMAN	-	-	-	-	-	-	-	-	-	-
221 WELDON SPRINGS	50	19	16	15 93.75%	1 6.25%	-	-	-	-	-
222 NEW MELLE	-	-	-	-	-	-	-	-	-	-
225 AUGUSTA	-	-	-	-	-	-	-	-	-	-
226 HOPEWELL	78	29	25	14 56.00%	11 44.00%	-	-	-	-	-
227 WHITMOOR	-	-	-	-	-	-	-	-	-	-
228 SHOSHONE	-	-	-	-	-	-	-	-	-	-
229 CALLAWAY	-	-	-	-	-	-	-	-	-	-
230 CLAYBROOK	-	-	-	-	-	-	-	-	-	-
231 WOLFUM	-	-	-	-	-	-	-	-	-	-
234 WINDCASTLE	-	-	-	-	-	-	-	-	-	-
ABSENTEE	0	301	274	212 77.37%	62 22.63%	0	0	0	0	0
Total	50681	9702	8315	6070 73.00%	2245 27.00%	0	0	0	0	0
POLLING	50681	301	274	212 77.37%	62 22.63%	0	0	0	0	0
ABSENTEE	50681	10003	8389	6282 73.14%	2307 26.86%	0	0	0	0	0
Total	50681	10003	8389	6282 73.14%	2307 26.86%	0	0	0	0	0

IN WITNESS WHEREOF: I, Rich Chrismer, Director of Elections in and for the County of St. Charles, State of Missouri, do hereby certify that the figures set out herein contain the official results of the April 5, 2011 General Election for your Political Subdivision.

Given under my hand and official seal this 15th day of April, 2011.



Rich Chrismer, Director of Elections  
 St. Charles County, Missouri



Statement of Votes Cast  
 ST. CHARLES COUNTY  
 MUNICIPAL ELECTION  
 SOVC For Jurisdiction Wide, All Counters, All Races  
 UNOFFICIAL RESULTS  
 APRIL 5, 2011

	OFALLON PROP A.4 INSIDE					OFALLON PROP A.4 OUTSIDE				
	Reg. Voters	Times Counted	Total Votes	YES	NO	Reg. Voters	Times Counted	Total Votes	YES	NO
103 CAVE SPRINGS	-	-	-	-	-	-	-	-	-	-
104 HI POINT	-	-	-	-	-	-	-	-	-	-
106 SPENCER	-	-	-	-	-	-	-	-	-	-
107 OAK CREEK	-	-	-	-	-	-	-	-	-	-
111 WOODSTREAM	-	-	-	-	-	-	-	-	-	-
113 BRIARHILL	-	-	-	-	-	-	-	-	-	-
121 ST MARYS	-	-	-	-	-	-	-	-	-	-
122 MID RIVERS	-	-	-	-	-	-	-	-	-	-
124 RABBIT RUN	-	-	-	-	-	-	-	-	-	-
126 MEADOW VALLEY	-	-	-	-	-	-	-	-	-	-
128 FAIRMONT	-	-	-	-	-	-	-	-	-	-
129 PARKWOOD	-	-	-	-	-	-	-	-	-	-
130 LAKES	-	-	-	-	-	-	-	-	-	-
131 SHADOW CREEK	-	-	-	-	-	-	-	-	-	-
132 COUNTRY HILL	-	-	-	-	-	-	-	-	-	-
139 DISCOVERY	925	160	139	103	74.10%	-	-	-	-	-
140 LAURA HILLS	2211	403	347	236	68.01%	36	25.90%	-	-	-
143 ALL SAINTS	1075	193	172	139	80.81%	111	31.99%	-	-	-
144 FOX	793	121	105	83	79.05%	33	19.19%	-	-	-
145 SALT LICK	-	-	-	-	-	22	20.95%	-	-	-
146 ST JUDE	-	-	-	-	-	-	-	-	-	-
147 COTTLEVILLE	-	-	-	-	-	-	-	-	-	-
148 WINDS	-	-	-	-	-	-	-	-	-	-
149 SUNNY HILL	-	-	-	-	-	-	-	-	-	-
150 TIMBERWOOD	-	-	-	-	-	-	-	-	-	-
151 GLENGATE	669	52	47	28	59.57%	19	40.43%	-	-	-
152 WOOD GLEN	-	-	-	-	-	-	-	-	-	-
153 ASPEN	895	136	116	75	64.66%	41	35.34%	-	-	-
154 WHEATFIELD	1460	209	181	121	66.85%	60	33.15%	-	-	-
155 GREEN FOREST	-	-	-	-	-	-	-	-	-	-
156 OAKS	-	-	-	-	-	-	-	-	-	-
157 PATRIOT	1507	368	324	246	75.93%	78	24.07%	-	-	-
159 HILLCREST	1692	311	270	205	75.93%	65	24.07%	-	-	-
160 HARMONY	1113	218	187	133	71.12%	54	28.88%	-	-	-
161 MONTBROOK	1261	258	232	152	65.52%	80	34.48%	-	-	-
162 ELKS	2886	612	538	402	72.04%	156	27.96%	-	-	-

Statement of Votes Cast  
 ST. CHARLES COUNTY  
 MUNICIPAL ELECTION  
 SOVC For Jurisdiction Wide, All Counters, All Races  
 UNOFFICIAL RESULTS  
 APRIL 5, 2011

	OFALLON PROP A.4 INSIDE					OFALLON PROP A.4 OUTSIDE				
	Reg. Voters	Times Counted	Total Votes	YES	NO	Reg. Voters	Times Counted	Total Votes	YES	NO
163 CIVIC	2448	674	594	445	74.92%	149	25.08%			
165 ST. PAUL	-	-	-	-	-	-	-	-	-	-
166 MOUNT HOPE	747	133	113	72	63.72%	41	36.28%			
167 MORNINGSIDE	1396	274	237	158	66.67%	79	33.33%			
169 HIGHGROVE	3383	736	609	431	70.77%	178	29.23%			
170 STARBUCK	1888	341	296	215	72.64%	81	27.36%			
173 TURTLE CREEK	2871	512	453	337	74.39%	116	25.61%			
181 COMMUNITY	-	-	-	-	-	-	-	-	-	-
182 EVERGREEN	-	-	-	-	-	-	-	-	-	-
183 FORLSTELL	-	-	-	-	-	-	-	-	-	-
184 FLINT HILL	-	-	-	-	-	-	-	-	-	-
185 JOSEPHVILLE	-	-	-	-	-	-	-	-	-	-
186 TWIN OAKS	-	-	-	-	-	-	-	-	-	-
187 FAIRVIEW	-	-	-	-	-	-	-	-	-	-
189 PIONEER	-	-	-	-	-	-	-	-	-	-
190 PEINE	-	-	-	-	-	-	-	-	-	-
193 DELMAR	1164	337	274	201	73.36%	73	26.64%			
194 AMBER MEADOWS	1626	314	268	204	76.12%	64	23.88%			
196 PHOENIX	502	125	112	97	86.61%	15	13.39%			
197 FEISE	959	161	146	89	60.96%	57	39.04%			
198 CEDAR	-	-	-	-	-	-	-	-	-	-
199 REGATTA BAY	-	-	-	-	-	-	-	-	-	-
200 NORMANDY	-	-	-	-	-	-	-	-	-	-
202 RIDGEPOINT	-	-	-	-	-	-	-	-	-	-
203 FIELDCREST	1774	493	404	306	75.74%	98	24.26%			
205 BAYFIELD	1307	194	173	125	72.25%	48	27.75%			
206 MONTICELLO	3042	489	425	326	76.71%	99	23.29%			
207 CARLAGE HILLS	1885	271	216	165	76.39%	51	23.61%			
208 TWIN CHIMNEYYS	1932	399	330	239	72.42%	91	27.58%			
210 FREYMOUTH	-	-	-	-	-	-	-	-	-	-
211 SUMMERSET	880	205	167	133	79.64%	34	20.36%			
212 CANVAS COVE	1106	171	142	109	76.76%	33	23.24%			
213 BRYAN	821	90	74	51	68.92%	23	31.08%			
214 HAWK RIDGE	1776	370	300	224	74.67%	76	25.33%			
215 COACHMAN	1554	228	188	132	70.21%	56	29.79%			
217 KEYSTONE	1003	96	79	53	67.09%	26	32.91%			

Statement of Votes Cast  
 ST. CHARLES COUNTY  
 MUNICIPAL ELECTION  
 SOVC For Jurisdiction Wide, All Counters, All Races  
 UNOFFICIAL RESULTS  
 APRIL 5, 2011

	OFFALLON PROP A.4 INSIDE				OFFALLON PROP A.4 OUTSIDE					
	Reg. Voters	Times Counted	Total Votes	YES	NO	Reg. Voters	Times Counted	Total Votes	YES	NO
218 DUVAL	-	-	-	-	-	-	-	-	-	-
219 WESTFIELD	-	-	-	-	-	-	-	-	-	-
220 PITMAN	-	-	-	-	-	-	-	-	-	-
221 WELDON SPRINGS	50	19	16	15	93.75%	1	6.25%	-	-	-
222 NEW MELLE	-	-	-	-	-	-	-	-	-	-
223 AUGUSTA	-	-	-	-	-	-	-	-	-	-
226 HOPEWELL	78	29	24	13	54.17%	11	45.83%	-	-	-
227 WHITMOOR	-	-	-	-	-	-	-	-	-	-
228 SHOSHONE	-	-	-	-	-	-	-	-	-	-
229 CALLAWAY	-	-	-	-	-	-	-	-	-	-
230 CLAYBROOK	-	-	-	-	-	-	-	-	-	-
231 WOLFUM	-	-	-	-	-	-	-	-	-	-
234 WINDCASTLE	-	-	-	-	-	-	-	-	-	-
ABSENTEE	0	301	278	210	75.54%	68	24.46%	0	0	0
Total	50681	9702	8318	6063	72.89%	2255	27.11%	0	0	0
POLLING	50681	301	278	210	75.54%	68	24.46%	0	0	0
ABSENTEE	50681	10003	8596	6273	72.98%	2323	27.02%	0	0	0
Total	50681	10003	8596	6273	72.98%	2323	27.02%	0	0	0

IN WITNESS WHEREOF: I, Rich Chrimer, Director of Elections in and for the County of St. Charles, State of Missouri, do hereby certify that the figures set out herein contain the official results of the April 5, 2011 General Election for your Political Subdivision.

Given under my hand and official seal this 15th day of April, 2011.



Rich Chrimer, Director of Elections  
 St. Charles County, Missouri



Statement of Votes Cast  
 ST. CHARLES COUNTY  
 MUNICIPAL ELECTION  
 SOVC For Jurisdiction Wide, All Counters, All Races  
 UNOFFICIAL RESULTS  
 APRIL 5, 2011

	OFALLON PROP A.5 INSIDE					OFALLON PROP A.5 OUTSIDE				
	Reg. Voters	Times Counted	Total Votes	YES	NO	Reg. Voters	Times Counted	Total Votes	YES	NO
103 CAVE SPRINGS	-	-	-	-	-	-	-	-	-	-
104 HI POINT	-	-	-	-	-	-	-	-	-	-
106 SPENCER	-	-	-	-	-	-	-	-	-	-
107 OAK CREEK	-	-	-	-	-	-	-	-	-	-
111 WOODSTREAM	-	-	-	-	-	-	-	-	-	-
113 BRIARHILL	-	-	-	-	-	-	-	-	-	-
121 ST MARYS	-	-	-	-	-	-	-	-	-	-
122 MID RIVERS	-	-	-	-	-	-	-	-	-	-
124 RABBIT RUN	-	-	-	-	-	-	-	-	-	-
126 MEADOW VALLEY	-	-	-	-	-	-	-	-	-	-
128 FAIRMONT	-	-	-	-	-	-	-	-	-	-
129 PARKWOOD	-	-	-	-	-	-	-	-	-	-
130 LAKES	-	-	-	-	-	-	-	-	-	-
131 SHADOW CREEK	-	-	-	-	-	-	-	-	-	-
132 COUNTRY HILL	-	-	-	-	-	-	-	-	-	-
139 DISCOVERY	925	160	140	104	74.29%	36	25.71%	-	-	-
140 LAURA HILLS	2211	403	351	244	69.52%	107	30.48%	-	-	-
143 ALL SAINTS	1075	193	172	140	81.40%	32	18.60%	-	-	-
144 FOX	793	121	104	83	79.81%	21	20.19%	-	-	-
145 SALT LICK	-	-	-	-	-	-	-	-	-	-
146 ST JUDE	-	-	-	-	-	-	-	-	-	-
147 COTTLEVILLE	-	-	-	-	-	-	-	-	-	-
148 WINDS	-	-	-	-	-	-	-	-	-	-
149 SUNNY HILL	-	-	-	-	-	-	-	-	-	-
150 TIMBERWOOD	-	-	-	-	-	-	-	-	-	-
151 GLENGATE	669	52	47	29	61.70%	18	38.30%	-	-	-
152 WOOD GLEN	-	-	-	-	-	-	-	-	-	-
153 ASPEN	895	136	115	74	64.35%	41	35.65%	-	-	-
154 WHEATFIELD	1460	209	182	122	67.03%	60	32.97%	-	-	-
155 GREEN FOREST	-	-	-	-	-	-	-	-	-	-
156 OAKS	-	-	-	-	-	-	-	-	-	-
157 PATRIOT	1507	368	326	247	75.77%	79	24.23%	-	-	-
159 HILLCREST	1692	311	270	207	76.67%	63	23.33%	-	-	-
160 HARMONY	1113	218	187	132	70.59%	55	29.41%	-	-	-
161 MONTBROOK	1261	258	237	155	65.40%	82	34.60%	-	-	-
162 ELKS	2886	612	556	403	72.48%	153	27.52%	-	-	-

Statement of Votes Cast  
 ST. CHARLES COUNTY  
 MUNICIPAL ELECTION  
 SOVC For Jurisdiction Wide, All Counters, All Races  
 UNOFFICIAL RESULTS  
 APRIL 5, 2011

	OF FALLON PROP A.5 INSIDE					OF FALLON PROP A.5 OUTSIDE				
	Reg. Voters	Times Counted	Total Votes	YES	NO	Reg. Voters	Times Counted	Total Votes	YES	NO
163 CIVIC	2448	674	600	444	74.00%	156	26.00%			
165 ST. PAUL										
166 MOUNT HOPE	747	133	114	72	63.16%	42	36.84%			
167 MORNINGSIDE	1396	274	237	159	67.09%	78	32.91%			
169 HIGHGROVE	3383	736	611	435	71.19%	176	28.81%			
170 STARBUCK	1888	341	297	221	74.41%	76	25.59%			
173 TURTLE CREEK	2871	512	452	341	75.44%	111	24.56%			
181 COMMUNITY										
182 EVERGREEN										
183 FORISTELL										
184 FLINT HILL										
185 JOSEPHVILLE										
186 TWIN OAKS										
187 FAIRVIEW										
189 PIONEER										
190 PEINE										
193 DELMAR	1164	337	273	197	72.16%	76	27.84%			
194 AMBER MEADOWS	1626	314	270	205	75.93%	65	24.07%			
196 PHOENIX	502	125	112	98	87.50%	14	12.50%			
197 FEISE	959	161	145	89	61.38%	56	38.62%			
198 CEDAR										
199 REGATTA BAY										
200 NORMANDY										
202 RIDGEPOINT										
203 FIELDCREST	1774	493	406	307	75.62%	99	24.38%			
205 BAYFIELD	1307	194	173	121	69.94%	52	30.06%			
206 MONTICELLO	3042	489	426	330	77.46%	96	22.54%			
207 CARRIAGE HILLS	1885	271	219	167	76.26%	52	23.74%			
208 TWIN CHIMNEYS	1932	399	330	240	72.73%	90	27.27%			
210 FREYMUTH										
211 SUMMERSET	880	205	169	130	76.92%	39	23.08%			
212 CANVAS COVE	1106	171	145	115	79.31%	30	20.69%			
213 BRYAN	821	90	74	52	70.27%	22	29.73%			
214 HAWK RIDGE	1776	370	299	226	75.59%	73	24.41%			
215 COACHMAN	1554	228	187	128	68.45%	59	31.55%			
217 KEYSTONE	1005	96	79	54	68.35%	25	31.65%			

Statement of Votes Cast  
 ST. CHARLES COUNTY  
 MUNICIPAL ELECTION  
 SOVC For Jurisdiction Wide, All Counters, All Races  
 UNOFFICIAL RESULTS  
 APRIL 5, 2011

Date: 04/05/11  
 Time: 21:18:48  
 Page: 108 of 228

	OFALLON PROP A.5 INSIDE				OFALLON PROP A.5 OUTSIDE					
	Reg. Voters	Times Counted	Total Votes	YES	NO	Reg. Voters	Times Counted	Total Votes	YES	NO
218 DUVALL	-	-	-	-	-	-	-	-	-	-
219 WESTFIELD	-	-	-	-	-	-	-	-	-	-
220 PITMAN	-	-	-	-	-	-	-	-	-	-
221 WELDON SPRINGS	50	19	16	15	93.75%	1	6.25%	-	-	-
222 NEW MELLE	-	-	-	-	-	-	-	-	-	-
225 AUGUSTA	-	-	-	-	-	-	-	-	-	-
226 HOPEWELL	78	29	25	15	60.00%	10	40.00%	-	-	-
227 WHITMOOR	-	-	-	-	-	-	-	-	-	-
228 SHOSHONE	-	-	-	-	-	-	-	-	-	-
229 CALLAWAY	-	-	-	-	-	-	-	-	-	-
230 CLAYBROOK	-	-	-	-	-	-	-	-	-	-
231 WOLFUM	-	-	-	-	-	-	-	-	-	-
234 WINDCASTLE	-	-	-	-	-	-	-	-	-	-
ABSENTEE	0	301	276	212	76.81%	64	23.19%	-	-	-
Total	50681	9702	8346	6101	73.10%	2245	26.90%	-	-	-
POLLING	50681	301	276	212	76.81%	64	23.19%	-	-	-
ABSENTEE	50681	10003	8622	6313	73.22%	2309	26.78%	-	-	-
Total	50681	10003	8622	6313	73.22%	2309	26.78%	-	-	-

IN WITNESS WHEREOF: I, Rich Chrismer, Director of Elections in and for the County of St. Charles, State of Missouri, do hereby certify that the figures set out herein contain the official results of the April 5, 2011 General Election for your Political Subdivision.

Given under my hand and official seal this 15th day of April, 2011.



Rich Chrismer, Director of Elections  
 St. Charles County, Missouri



Statement of Votes Cast  
 ST. CHARLES COUNTY  
 MUNICIPAL ELECTION  
 UNOFFICIAL RESULTS  
 APRIL 5, 2011

	OF FALLEN PROP A.6 INSIDE					OF FALLEN PROP A.6 OUTSIDE					
	Reg. Voters	Times Counted	Total Votes	YES	NO	Reg. Voters	Times Counted	Total Votes	YES	NO	
103 CAVE SPRINGS	-	-	-	-	-	-	-	-	-	-	
104 HI POINT	-	-	-	-	-	-	-	-	-	-	
106 SPENCER	-	-	-	-	-	-	-	-	-	-	
107 OAK CREEK	-	-	-	-	-	-	-	-	-	-	
111 WOODSTREAM	-	-	-	-	-	-	-	-	-	-	
113 BRIARHILL	-	-	-	-	-	-	-	-	-	-	
121 ST MARYS	-	-	-	-	-	-	-	-	-	-	
122 MID RIVERS	-	-	-	-	-	-	-	-	-	-	
124 RABBIT RUN	-	-	-	-	-	-	-	-	-	-	
126 MEADOW VALLEY	-	-	-	-	-	-	-	-	-	-	
128 FAIRMONT	-	-	-	-	-	-	-	-	-	-	
129 PARKWOOD	-	-	-	-	-	-	-	-	-	-	
130 LAKES	-	-	-	-	-	-	-	-	-	-	
131 SHADOW CREEK	-	-	-	-	-	-	-	-	-	-	
132 COUNTRY HILL	-	-	-	-	-	-	-	-	-	-	
139 DISCOVERY	925	160	140	105	75.00%	35	25.00%	106	30.46%	106	30.46%
140 LAURA HILLS	2211	403	348	242	69.54%	106	30.46%	106	30.46%	106	30.46%
143 ALL SAINTS	1075	193	170	129	75.88%	41	24.12%	41	24.12%	41	24.12%
144 FOX	793	121	106	83	78.30%	23	21.70%	23	21.70%	23	21.70%
145 SALT LICK	-	-	-	-	-	-	-	-	-	-	-
146 ST JUDE	-	-	-	-	-	-	-	-	-	-	-
147 COTTLEVILLE	-	-	-	-	-	-	-	-	-	-	-
148 WINDS	-	-	-	-	-	-	-	-	-	-	-
149 SUNNY HILL	-	-	-	-	-	-	-	-	-	-	-
150 TIMBERWOOD	-	-	-	-	-	-	-	-	-	-	-
151 GLENGATE	669	52	47	30	63.83%	17	36.17%	17	36.17%	17	36.17%
152 WOOD GLEN	-	-	-	-	-	-	-	-	-	-	-
153 ASPEN	895	136	116	74	63.79%	42	36.21%	42	36.21%	42	36.21%
154 WHEATFIELD	1460	209	181	120	66.30%	61	33.70%	61	33.70%	61	33.70%
155 GREEN FOREST	-	-	-	-	-	-	-	-	-	-	-
156 OAKS	-	-	-	-	-	-	-	-	-	-	-
157 PATRIOT	1507	368	325	249	76.62%	76	23.38%	76	23.38%	76	23.38%
159 HILLCREST	1692	311	270	209	77.41%	61	22.59%	61	22.59%	61	22.59%
160 HARMONY	1113	218	187	129	68.98%	58	31.02%	58	31.02%	58	31.02%
161 MONTBROOK	1261	258	236	153	64.83%	83	35.17%	83	35.17%	83	35.17%
162 ELKS	2886	612	554	397	71.66%	157	28.34%	157	28.34%	157	28.34%

Statement of Votes Cast  
 ST. CHARLES COUNTY  
 MUNICIPAL ELECTION  
 SOVC For Jurisdiction Wide, All Counters, All Races  
 UNOFFICIAL RESULTS  
 APRIL 5, 2011

	OFALLON PROP A.6 INSIDE						OFALLON PROP A.6 OUTSIDE					
	Reg. Voters	Times Counted	Total Votes	YES	NO		Reg. Voters	Times Counted	Total Votes	YES	NO	
163 CIVIC	2448	674	595	433	72.77%	162	27.23%	-	-	-	-	
165 ST. PAUL	-	-	-	-	-	-	-	-	-	-	-	
166 MOUNT HOPE	747	133	114	71	62.28%	43	37.72%	-	-	-	-	
167 MORNINGSIDE	1396	274	235	155	65.96%	80	34.04%	-	-	-	-	
169 HIGHGROVE	3383	736	611	439	71.85%	172	28.15%	-	-	-	-	
170 STARBUCK	1888	341	298	224	75.17%	74	24.83%	-	-	-	-	
173 TURTLE CREEK	2871	512	447	336	75.17%	111	24.83%	-	-	-	-	
181 COMMUNITY	-	-	-	-	-	-	-	-	-	-	-	
182 EVERGREEN	-	-	-	-	-	-	-	-	-	-	-	
183 FORISTELL	-	-	-	-	-	-	-	-	-	-	-	
184 FLINT HILL	-	-	-	-	-	-	-	-	-	-	-	
185 JOSEPHVILLE	-	-	-	-	-	-	-	-	-	-	-	
186 TWIN OAKS	-	-	-	-	-	-	-	-	-	-	-	
187 FAIRVIEW	-	-	-	-	-	-	-	-	-	-	-	
189 PRONEER	-	-	-	-	-	-	-	-	-	-	-	
190 PENE	-	-	-	-	-	-	-	-	-	-	-	
193 DELMAR	1164	337	275	202	73.45%	73	26.55%	-	-	-	-	
194 AMBER MEADOWS	1626	314	268	194	72.39%	74	27.61%	-	-	-	-	
196 PHOENIX	502	125	112	97	86.61%	15	13.39%	-	-	-	-	
197 FEISE	959	161	144	85	59.03%	59	40.97%	-	-	-	-	
198 CEDAR	-	-	-	-	-	-	-	-	-	-	-	
199 REGATTA BAY	-	-	-	-	-	-	-	-	-	-	-	
200 NORMANDY	-	-	-	-	-	-	-	-	-	-	-	
202 RIDGEPOINT	-	-	-	-	-	-	-	-	-	-	-	
203 FIELDCREST	1774	493	402	306	76.12%	96	23.88%	-	-	-	-	
205 BAYFIELD	1397	194	172	118	68.60%	54	31.40%	-	-	-	-	
206 MONTICELLO	3042	489	424	327	77.12%	97	22.88%	-	-	-	-	
207 CARRIAGE HILLS	1885	271	217	166	76.50%	51	23.50%	-	-	-	-	
208 TWIN CHIMNEYS	1932	399	330	236	71.52%	94	28.48%	-	-	-	-	
210 FREYMOUTH	-	-	-	-	-	-	-	-	-	-	-	
211 SUMMERSET	880	205	169	132	78.11%	37	21.89%	-	-	-	-	
212 CANVAS COVE	1106	171	143	111	77.62%	32	22.38%	-	-	-	-	
213 BRYAN	821	90	74	50	67.57%	24	32.43%	-	-	-	-	
214 HAWK RIDGE	1776	370	299	226	75.59%	73	24.41%	-	-	-	-	
215 COACHMAN	1554	228	186	128	68.82%	58	31.18%	-	-	-	-	
217 KEYSTONE	1005	96	79	50	63.29%	29	36.71%	-	-	-	-	

Statement of Votes Cast  
 ST. CHARLES COUNTY  
 MUNICIPAL ELECTION  
 SOVC For Jurisdiction Wide, All Counters, All Races  
 UNOFFICIAL RESULTS  
 APRIL 5, 2011

	OFALLON PROP A.6 INSIDE				OFALLON PROP A.6 OUTSIDE					
	Reg. Voters	Times Counted	Total Votes	YES	NO	Reg. Voters	Times Counted	Total Votes	YES	NO
218 DUVALL	-	-	-	-	-	-	-	-	-	-
219 WESTFIELD	-	-	-	-	-	-	-	-	-	-
220 PITMAN	-	-	-	-	-	-	-	-	-	-
221 WEIDON SPRINGS	50	19	16	15	93.75%	1	6.25%	-	-	-
222 NEW MELLE	-	-	-	-	-	-	-	-	-	-
225 AUGUSTA	-	-	-	-	-	-	-	-	-	-
226 HOPEWELL	78	29	25	16	64.00%	9	36.00%	-	-	-
227 WHITMOOR	-	-	-	-	-	-	-	-	-	-
228 SHOSHONE	-	-	-	-	-	-	-	-	-	-
229 CALLAWAY	-	-	-	-	-	-	-	-	-	-
230 CLAYBROOK	-	-	-	-	-	-	-	-	-	-
231 WOLFUM	-	-	-	-	-	-	-	-	-	-
234 WINDCASTLE	-	-	-	-	-	-	-	-	-	-
ABSENTEE	0	301	277	209	75.45%	68	24.55%	0	0	0
Total	50681	9702	8315	6037	72.60%	2278	27.40%	0	0	0
POLLING	50681	301	277	209	75.45%	68	24.55%	0	0	0
ABSENTEE	50681	10003	8592	6246	72.70%	2346	27.30%	0	0	0
Total	50681	10003	8592	6246	72.70%	2346	27.30%	0	0	0

IN WITNESS WHEREOF: I, Rich Chrimer, Director of Elections in and for the County of St. Charles, State of Missouri, do hereby certify that the figures set out herein contain the official results of the April 5, 2011 General Election for your Political Subdivision.

Given under my hand and official seal this 15th day of April, 2011.



Rich Chrimer, Director of Elections  
 St. Charles County, Missouri



Statement of Votes Cast  
 ST. CHARLES COUNTY  
 MUNICIPAL ELECTION  
 SOVC For Jurisdiction Wide, All Counters, All Races  
 UNOFFICIAL RESULTS  
 APRIL 5, 2011

	OFFALLON PROP A.7 INSIDE					OFFALLON PROP A.7 OUTSIDE				
	Reg. Voters	Times Counted	Total Votes	YES	NO	Reg. Voters	Times Counted	Total Votes	YES	NO
103 CAVE SPRINGS	-	-	-	-	-	-	-	-	-	-
104 HI POINT	-	-	-	-	-	-	-	-	-	-
106 SPENCER	-	-	-	-	-	-	-	-	-	-
107 OAK CREEK	-	-	-	-	-	-	-	-	-	-
111 WOODSTREAM	-	-	-	-	-	-	-	-	-	-
113 BRIARHILL	-	-	-	-	-	-	-	-	-	-
121 ST MARYS	-	-	-	-	-	-	-	-	-	-
122 MID RIVERS	-	-	-	-	-	-	-	-	-	-
124 RABBIT RUN	-	-	-	-	-	-	-	-	-	-
126 MEADOW VALLEY	-	-	-	-	-	-	-	-	-	-
128 FAIRMONT	-	-	-	-	-	-	-	-	-	-
129 PARKWOOD	-	-	-	-	-	-	-	-	-	-
130 LAKES	-	-	-	-	-	-	-	-	-	-
131 SHADOW CREEK	-	-	-	-	-	-	-	-	-	-
132 COUNTRY HILL	-	-	-	-	-	-	-	-	-	-
139 DISCOVERY	925	160	140	103	73.57%	37	26.43%	-	-	-
140 LAURA HILLS	2211	403	345	235	68.12%	110	31.88%	-	-	-
143 ALL SAINTS	1075	193	170	129	75.88%	41	24.12%	-	-	-
144 FOX	793	121	106	85	80.19%	21	19.81%	-	-	-
145 SALT LICK	-	-	-	-	-	-	-	-	-	-
146 ST JUDE	-	-	-	-	-	-	-	-	-	-
147 COTTLEVILLE	-	-	-	-	-	-	-	-	-	-
148 WINDS	-	-	-	-	-	-	-	-	-	-
149 SUNNY HILL	-	-	-	-	-	-	-	-	-	-
150 TIMBERWOOD	-	-	-	-	-	-	-	-	-	-
151 GLENGATE	669	52	47	29	61.70%	18	38.30%	-	-	-
152 WOOD GLEN	-	-	-	-	-	-	-	-	-	-
153 ASPEN	895	136	116	75	64.66%	41	35.34%	-	-	-
154 WHEATFIELD	1460	209	178	114	64.04%	64	35.96%	-	-	-
155 GREEN FOREST	-	-	-	-	-	-	-	-	-	-
156 OAKS	-	-	-	-	-	-	-	-	-	-
157 PATRIOT	1507	368	326	242	74.23%	84	25.77%	-	-	-
159 HILLCREST	1692	311	267	199	74.53%	68	25.47%	-	-	-
160 HARMONY	1113	218	189	132	69.84%	57	30.16%	-	-	-
161 MONTBROOK	1261	258	235	147	62.55%	88	37.45%	-	-	-
162 ELKS	2886	612	556	386	69.42%	170	30.58%	-	-	-

Statement of Votes Cast  
 ST. CHARLES COUNTY  
 MUNICIPAL ELECTION  
 SOVC For Jurisdiction Wide, All Counters, All Races  
 UNOFFICIAL RESULTS  
 APRIL 5, 2011


	OFFALLON PROP A.7 INSIDE				OFFALLON PROP A.7 OUTSIDE					
	Reg. Voters	Times Counted	Total Votes	YES	NO	Reg. Voters	Times Counted	Total Votes	YES	NO
163 CIVIC	2448	674	596	430	72.15%	166	27	83%		
165 ST. PAUL	-	-	-	-	-	-	-	-	-	-
166 MOUNT HOPE	747	133	113	66	58.41%	47	4	1.59%		
167 MORNINGSIDE	1396	274	237	156	65.82%	81	34	1.8%		
169 HIGHGROVE	3383	736	612	431	70.42%	181	29	5.8%		
170 STARBUCK	1888	341	295	218	73.90%	77	26	10%		
173 TURTLE CREEK	2871	512	450	338	75.11%	112	24	8.9%		
181 COMMUNITY	-	-	-	-	-	-	-	-	-	-
182 EVERGREEN	-	-	-	-	-	-	-	-	-	-
183 FORISTELL	-	-	-	-	-	-	-	-	-	-
184 FLINT HILL	-	-	-	-	-	-	-	-	-	-
185 JOSEPHVILLE	-	-	-	-	-	-	-	-	-	-
186 TWIN OAKS	-	-	-	-	-	-	-	-	-	-
187 FAIRVIEW	-	-	-	-	-	-	-	-	-	-
189 PIONEER	-	-	-	-	-	-	-	-	-	-
190 PINE	-	-	-	-	-	-	-	-	-	-
193 DELMAR	1164	337	274	197	71.90%	77	28	10%		
194 AMBER MEADOWS	1626	314	267	191	71.54%	76	28	46%		
196 PHOENIX	502	125	111	91	81.98%	20	18	02%		
197 FEISE	959	161	145	82	56.53%	63	43	43%		
198 CEDAR	-	-	-	-	-	-	-	-	-	-
199 REGATTA BAY	-	-	-	-	-	-	-	-	-	-
200 NORMANDY	-	-	-	-	-	-	-	-	-	-
202 RIDGEPOINT	-	-	-	-	-	-	-	-	-	-
203 FIELDCREST	1774	493	405	300	74.07%	105	25	93%		
205 BAYFIELD	1307	194	174	118	67.82%	56	32	1.8%		
206 MONTCELLO	3042	489	425	323	76.00%	102	24	00%		
207 CARRIAGE HILLS	1885	271	216	158	73.15%	58	26	83%		
208 TWIN CHIMNEYS	1932	399	328	241	73.48%	87	26	52%		
210 FREYMUTH	-	-	-	-	-	-	-	-	-	-
211 SUMMERSET	880	205	167	134	80.24%	33	19	76%		
212 CANYAS COVE	1106	171	140	107	76.43%	33	23	57%		
213 BRYAN	821	90	74	48	64.86%	26	35	14%		
214 HAWK RIDGE	1776	370	301	226	75.08%	75	24	92%		
215 COACHMAN	1554	228	186	127	68.28%	59	31	72%		
217 KEYSTONE	1005	96	80	52	65.00%	28	35	00%		

Statement of Votes Cast  
 ST. CHARLES COUNTY  
 MUNICIPAL ELECTION  
 SOVC For Jurisdiction Wide, All Counters, All Races  
 UNOFFICIAL RESULTS  
 APRIL 5, 2011

	OFALLON PROP A.7 INSIDE				OFALLON PROP A.7 OUTSIDE					
	Reg. Voters	Times Counted	Total Votes	YES	NO	Reg. Voters	Times Counted	Total Votes	YES	NO
218 DUVALL	-	-	-	-	-	-	-	-	-	-
219 WESTFIELD	-	-	-	-	-	-	-	-	-	-
220 PITMAN	-	-	-	-	-	-	-	-	-	-
221 WELDON SPRINGS	50	19	16	15	93.75%	1	6.25%	-	-	-
222 NEW MELLE	-	-	-	-	-	-	-	-	-	-
225 AUGUSTA	-	-	-	-	-	-	-	-	-	-
226 HOPEWELL	78	29	25	16	64.00%	9	36.00%	-	-	-
227 WHITMOOR	-	-	-	-	-	-	-	-	-	-
228 SHOSHONE	-	-	-	-	-	-	-	-	-	-
229 CALLAWAY	-	-	-	-	-	-	-	-	-	-
230 CLAYBROOK	-	-	-	-	-	-	-	-	-	-
231 WOLFUM	-	-	-	-	-	-	-	-	-	-
234 WINDCASTLE	-	-	-	-	-	-	-	-	-	-
ABSENTEE	0	301	276	200	72.46%	76	27.54%	0	0	0
Total	50681	9702	8312	5941	71.47%	2371	28.53%	0	0	0
POLLING	50681	301	276	200	72.46%	76	27.54%	0	0	0
ABSENTEE	50681	10003	8588	6141	71.51%	2447	28.49%	0	0	0
Total	50681	10003	8588	6141	71.51%	2447	28.49%	0	0	0

IN WITNESS WHEREOF: I, Rich Chrimer, Director of Elections in and for the County of St. Charles, State of Missouri, do hereby certify that the figures set out herein contain the official results of the April 5, 2011 General Election for your Political Subdivision.

Given under my hand and official seal this 15th day of April, 2011.



Rich Chrimer, Director of Elections  
 St. Charles County, Missouri

TO: Mayor and Council, City of O'Fallon

FROM: Pamela L. Clement, City Clerk

DATE: April 19, 2011

---

## REPORT OF THE CITY CLERK REGARDING INITIATIVE PROPOSITION

On December 9, 2010, it was determined and certified that an Initiative Petition for adoption of a proposed Initiative Ordinance to prohibit smoking in indoor workplaces and public places and known as the "O'Fallon Smoke-Free Air Act" was sufficient and satisfied the requirements of Sec. 9.7 of the O'Fallon City Charter.

After a public hearing with due notice as required by law the proposed ordinance was not adopted by the City Council without any change in substance. The proposed ordinance was, therefore, duly certified to the Election Authority of St. Charles County and was submitted to the qualified voters of the City of O'Fallon at the general municipal election held on April 5, 2011.

On April 18<sup>th</sup>, 2011 I received a certification from the Election Authority of St. Charles County that 7217 votes, 72.58% of the votes, were cast in favor of the proposed ordinance and 2726 votes, 27.42% of the votes, were cast against. As a result, I hereby report to you that a majority of the qualified voters voting on the proposed Initiative Ordinance voted in favor of the "O'Fallon Smoke-Free Air Act" as proposed by initiative as aforesaid.

Section 9.10(A) of the O'Fallon Charter provides that in such circumstances the Initiative Ordinance shall be considered adopted upon certification of the election results, and that such Ordinance shall be treated in all respects in the same manner as Ordinances of the same kind adopted by the City Council.

Therefore, in accord with the Charter and Ordinances of the City of O'Fallon I hereby attest and certify that the O'Fallon Smoke Free Air Act as proposed by initiative and approved by the voters as aforesaid, a copy of which is attached hereto as Exhibit A and incorporated herein by reference, has been ADOPTED as an Ordinance of the City of O'Fallon and has been assigned Ordinance Number \_\_\_\_\_.

You are further advised that the said Ordinance provided by its terms that it was to be effective sixty (60) days after passage. Accordingly, the provision of the said Ordinance shall be effective at 12:01 AM on June 16th, 2011.

**AN ORDINANCE ADOPTING PROVISIONS TO PROHIBIT SMOKING IN INDOOR WORKPLACES AND PUBLIC PLACES, HEREBY KNOWN AS THE O'FALLON SMOKE-FREE AIR ACT.**

**WHEREAS**, the 2006 U.S. Surgeon General's Report, The Health Consequences of Involuntary Exposure to Tobacco Smoke, has concluded that (1) secondhand smoke exposure causes disease and premature death in children and adults who do not smoke; (2) children exposed to secondhand smoke are at an increased risk for sudden infant death syndrome (SIDS), acute respiratory problems, ear infections and asthma attacks and that smoking by parents causes respiratory symptoms and slows lung growth in their children; (3) exposure of adults to secondhand smoke has immediate adverse effects on the cardiovascular system and causes coronary heart disease and lung cancer; (4) there is no risk-free level of exposure to secondhand smoke; (5) establishing smoke-free workplaces is the only effective way to ensure that secondhand smoke exposure does not occur in the workplace, because ventilation and other air cleaning technologies cannot completely control for exposure of non-smokers to secondhand smoke; and (6) evidence from peer-reviewed studies shows that smoke-free policies and laws do not have an adverse economic impact on the hospitality industry.

**WHEREAS**, scientific evidence has firmly established that there is no safe level of exposure to second-hand tobacco smoke, a pollutant that causes serious illness in adults and children. There is also indisputable evidence that implementing 100% smoke-free environments is the only effective way to protect the population from the harmful effects of exposure to secondhand smoke.

**NOW, THEREFORE, be it ordained by the people of the City of O'Fallon as follows:**

**SECTION 1: DEFINITIONS**

The following words and phrases, whenever used in this Ordinance, shall be construed as defined in this Section:

**BAR:** An establishment that is devoted to the serving of alcoholic beverages for consumption by guests on the premises and in which the serving of food is only incidental to the consumption of those beverages including, but not limited to, taverns, nightclubs, cocktail lounges and cabarets.

**BUSINESS:** A sole proprietorship, partnership, joint venture, corporation or other business entity, either for-profit or not-for-profit, including retail establishments where goods or services are sold; professional corporations and other entities where legal, medical, dental, engineering, architectural or other professional services are delivered; and private clubs.

**CIGAR:** Any individual roll of tobacco that has a wrapper or cover consisting only of tobacco, that measures a number forty (40) ring size or larger, and that is sold without a filter.

**CIGAR BAR:** An establishment with a permit to sell alcoholic beverages that:

1. Generates sixty percent (60%) or more of its quarterly gross revenue from the sale of alcoholic beverages and twenty-five percent (25%) or more of its quarterly gross revenue from the sale of cigars;
2. Has a humidor on the premises;
3. Is located in a freestanding structure occupied solely by the cigar bar and does not open into any enclosed area where smoking is prohibited by this Ordinance; and
4. Does not allow minors to enter the premises.

Revenue generated from other tobacco sales, including cigarette vending machine sales, shall not be used to determine whether an establishment satisfies the definition of a cigar bar.

**EMPLOYEE:** A person who is employed by an employer in consideration for direct or indirect monetary wages or profit and a person who volunteers his or her services for a non-profit entity.

**EMPLOYER:** A person, business, partnership, association, corporation, including a municipal corporation, trust or non-profit entity, that employs the services of one (1) or more individual persons.

**ENCLOSED AREA:** All space between a floor and ceiling that is enclosed on all sides by permanent or temporary walls or windows (exclusive of doorways), which extend from the floor to the ceiling.

**HEALTH CARE FACILITY:** An office or institution providing care or treatment of diseases, whether physical, mental or emotional, or other medical, physiological or psychological conditions including, but not limited to, hospitals, rehabilitation hospitals or other clinics, including weight control clinics, nursing homes, long-term care facilities, homes for the aging or chronically ill, laboratories and offices of surgeons, chiropractors, physical therapists, physicians, psychiatrists, dentists and all specialists within these professions. This definition shall include all waiting rooms, hallways, private rooms, semi-private rooms and wards within health care facilities.

**PLACE OF EMPLOYMENT:** An area under the control of a public or private employer that employees normally frequent during the course of employment including, but not limited to, work areas, private offices, employee lounges, restrooms, conference rooms, meeting rooms, classrooms, employee cafeterias, hallways and vehicles. A private residence is not a "place of employment" unless it is used as a licensed child care, licensed adult day care or licensed health care facility.

**PRIVATE CLUB:** means a not-for-profit organization incorporated under the laws of the State of Missouri for fraternal or social purposes or for a congressionally chartered veterans' organization, which has a defined membership and restricts admission to members of the club and their guests and which is operated solely for a recreational, fraternal, social, patriotic, political, benevolent, or athletic purpose, but not for pecuniary gain, and which only sells alcoholic beverages incidental to its operation. The organization has been granted an exemption from the payment of federal income tax as a club under 26 U.S.C. Section 501. Private club shall not include an establishment that is generally open to members of the general public upon payment of a fee. A private club shall be considered a "public place" when it is the site of a meeting, event or activity that is open to the public.

**PUBLIC PLACE:** An enclosed area to which the public is invited or in which the public is permitted including, but not limited to, banks, bars, educational facilities, gaming facilities, health care facilities, hotels and motels, laundromats, public transportation vehicles and facilities, reception areas, restaurants, retail food production and marketing establishments, retail service establishments, retail stores, shopping malls, sports arenas, theaters and waiting rooms. A private residence is not a "public place" unless it is used as a licensed child care, licensed adult day care or licensed health care facility.

**RESTAURANT:** An eating establishment, including, but not limited to, coffee shops, cafeterias, sandwich stands and private and public school cafeterias, which gives or offers for sale food to the public, guests or employees, as well as kitchens and catering facilities in which food is prepared on the premises for serving elsewhere. The term "*restaurant*" shall include a bar area within the restaurant.

**RETAIL TOBACCO STORE:** A retail store used primarily for the sale of tobacco products and accessories and where more than seventy percent (70%) of the volume of trade or business carried on there is that of the blending of tobaccos or sales of tobaccos, cigarettes, pipes, cigars or smoking sundries and in which the sale of other products is incidental. Does not include a tobacco department of a larger commercial establishment such as a department store, discount store or bar or retail stores used primarily for the sale of smoking materials.

**SERVICE LINE:** An indoor line in which one (1) or more persons are waiting for or receiving service of any kind, whether or not the service involves the exchange of money, including, but not limited to, ATM lines, concert lines, food vendor lines, movie ticket lines and sporting event lines.

**SMOKING:** Inhaling, exhaling, burning or carrying any lighted or heated cigar, cigarette or pipe in any manner or in any form.

**SPORTS ARENA:** Sports pavilions, stadiums, gymnasiums, health spas, boxing arenas, swimming pools, roller and ice rinks, bowling alleys and other similar places where members of the general public assemble to engage in physical exercise, participate in athletic competition or witness sports or other events.

## **SECTION 2: APPLICATION OF ORDINANCE TO O'FALLON FACILITIES**

All enclosed facilities, including buildings leased or operated by the City of O'Fallon shall be subject to the provisions of this Ordinance. Smoking is prohibited in City vehicles.

## **SECTION 3: PROHIBITION OF SMOKING IN ENCLOSED PUBLIC PLACES**

Smoking shall be prohibited in all enclosed public places within the City of O'Fallon including, but not limited to, the following places:

1. Aquariums, galleries, libraries and museums.
2. Areas available to and customarily used by the general public in businesses and non-profit entities patronized by the public including, but not limited to, banks, laundromats, professional offices and retail service establishments.
3. Bars.
4. Bingo facilities.
5. Licensed child care and licensed adult day care facilities.
6. Convention facilities.
7. Educational facilities, both public and private.
8. Elevators.
9. Gaming facilities.
10. Health care facilities.
11. Hotels and motels except in designated private rooms allowed for smoking and rented to guests.
12. Lobbies, hallways and other common areas in apartment buildings, condominiums, trailer parks, retirement facilities, nursing homes and other multiple-unit residential facilities.

13. Polling places.

14. Public transportation vehicles, including buses and taxicabs, under the authority of the City of O'Fallon and ticket, boarding and waiting areas of public transportation facilities, including bus, train and airport facilities.

15. Restaurants.

16. Restrooms, lobbies, reception areas, hallways and other common-use areas.

17. Retail stores.

18. Rooms, chambers, places of meeting or public assembly, including school buildings, under the control of an agency, board, commission, committee or council of the City of O'Fallon or a political subdivision of the State, to the extent the place is subject to the jurisdiction of the City of O'Fallon.

19. Service lines.

20. Sports arenas, including enclosed places in outdoor arenas.

21. Theaters and other facilities primarily used for exhibiting motion pictures, stage dramas, lectures, musical recitals or other similar performances.

#### **SECTION 4: PROHIBITION OF SMOKING IN PLACES OF EMPLOYMENT**

A. Smoking shall be prohibited in all enclosed facilities within places of employment in the following areas. This includes common work areas, auditoriums, classrooms, conference and meeting rooms, private offices, elevators, hallways, medical facilities, cafeterias, employee lounges, stairs, restrooms and all other enclosed facilities.

B. This prohibition on smoking shall be communicated to all existing employees by the effective date of this Ordinance and to all prospective employees upon their application for employment.

## **SECTION 5: PROHIBITION OF SMOKING IN ENCLOSED RESIDENTIAL FACILITIES**

Smoking shall be prohibited in the following enclosed residential facilities:

1. All private and semi-private rooms in nursing homes.
2. At least eighty percent (80%) of hotel and motel rooms that are rented to guests. Designated non-smoking hotel rooms shall have signage outside the hotel room saying the room is a non-smoking room.

## **SECTION 6: PROHIBITION OF SMOKING IN OUTDOOR AREAS**

Smoking shall be prohibited in the following outdoor places:

Within a reasonable distance of three (3) feet outside entrances, operable windows and ventilation systems of enclosed areas where smoking is prohibited, so as to insure that tobacco smoke does not enter those areas.

## **SECTION 7: WHERE SMOKING NOT REGULATED**

Notwithstanding any other provision of this Ordinance to the contrary, the following areas shall be exempt from the provisions of Sections 3 and 4:

1. Private residences, except when used as a licensed childcare, licensed adult day care or licensed health care facility and except as provided in Section 5.
2. Not more than twenty percent (20%) of hotel and motel rooms rented to guests and designated as smoking rooms. All smoking rooms on the same floor must be contiguous and smoke from these rooms must not infiltrate into areas where smoking is prohibited under the provisions of this Ordinance. The status of rooms as smoking or non-smoking may not be changed, except to add additional non-smoking rooms.
3. Private clubs that have no employees, except when being used for a function to which the general public is invited; provided that

smoke from such clubs does not infiltrate into areas where smoking is prohibited under the provisions of this Ordinance. This exemption shall not apply to any organization that is established for the purpose of avoiding compliance with this Ordinance.

4. Outdoor areas of places of employment except those covered by the provisions of Section 6.

5. A cigar bar provided that smoke does not infiltrate into areas where smoking is otherwise prohibited under this Ordinance To qualify for this exemption, a cigar bar must satisfactorily report on a quarterly basis to the City of O'Fallon on a form prescribed by the City of O'Fallon, the revenue generated from the sale of alcoholic beverages and cigars as a percentage of quarterly gross revenue. This exemption shall not apply to any business that is established for the purpose of avoiding compliance with this Ordinance.

6. Retail tobacco stores as defined by this Ordinance and provided that smoke does not infiltrate into areas where smoking is otherwise prohibited. This exemption shall not apply to any business that is established for the purpose of avoiding compliance with this Ordinance.

## **SECTION 8: DECLARATION OF ESTABLISHMENT AS NON-SMOKING**

Notwithstanding any other provision of this Ordinance, an owner, operator, manager or other person in control of an establishment, facility or outdoor area may declare that entire establishment, facility or outdoor area as a non-smoking place. Smoking shall be prohibited in any place in which a sign conforming to the requirements of Section 9A is posted.

## **SECTION 9: POSTING OF SIGNS**

A. "No Smoking" signs or the international "No Smoking" symbol (consisting of a pictorial representation of a burning cigarette enclosed in a red circle with a red bar across it) shall be clearly and conspicuously posted at every entrance in every public place and place of employment where smoking is prohibited by this Ordinance by the owner, operator, manager or other person in control of that place.

B. All ashtrays shall be removed from any area where smoking is prohibited by this Ordinance by the owner, operator, manager or other person having control of the area.

**SECTION 10: NON-RETALIATION -- NON-WAIVER OF RIGHTS**

A. No person or employer shall discharge, refuse to hire or in any manner retaliate against an employee, applicant for employment or customer because that employee, applicant or customer exercises any rights afforded by this Ordinance or reports or attempts to prosecute a violation of this Ordinance.

B. An employee who works in a setting where an employer allows smoking does not waive or otherwise surrender any legal rights the employee may have against the employer or any other party.

**SECTION 11: ENFORCEMENT**

A. This Ordinance shall be enforced by the City Administrator or an authorized designee.

B. Notice of the provisions of this Ordinance shall be given to all applicants for a business license in the City of O'Fallon.

C. Any citizen who desires to register a complaint under this Ordinance may initiate enforcement with the City Administrator or an authorized designee.

D. The Code Enforcement Officer or his/her designee shall, while an establishment is undergoing otherwise mandated inspections, inspect for compliance with this Ordinance.

E. An owner, manager, operator or employee of an establishment regulated by this Ordinance shall inform persons violating this Ordinance of the appropriate provisions thereof.

F. In addition to the remedies provided by the provisions of this Section, the City Administrator with the Mayor/City Council authorization or any person aggrieved by the failure of the owner, operator, manager or other person in control of a public place or a place of employment to comply with the provisions of this Ordinance

may apply for injunctive relief to enforce those provisions in any court of competent jurisdiction.

## **SECTION 12: VIOLATIONS, CONVICTIONS AND PENALTIES**

A. A person who smokes in an area where smoking is prohibited by the provisions of this Ordinance shall be guilty of an infraction punishable by a fine not exceeding fifty dollars (\$50.00).

Except as otherwise provided in Section 10, a person who owns, manages, operates or otherwise controls a public place or place of employment and who fails to comply with the provisions of this Ordinance shall be guilty of an infraction punishable by a fine not to exceed five hundred dollars (\$500.00).

B. In addition to the fines established by this Section, violation of this Ordinance by a person who owns, manages, operates or otherwise controls a public place or place of employment may result in the suspension or revocation of any permit or license by the Mayor/City Council issued to the person for the premises on which the violation occurred.

C. Each day on which a violation of this Ordinance occurs shall be considered a separate and distinct violation.

## **SECTION 13: OTHER APPLICABLE LAWS**

This Ordinance shall not be interpreted or construed to permit smoking where it is otherwise restricted by other applicable laws.

## **SECTION 14: LIBERAL CONSTRUCTION**

This Ordinance shall be liberally construed so as to further its purposes.

## **SECTION 15: SEVERABILITY**

If any provision, clause, sentence or paragraph of this Ordinance or the application thereof to any person or circumstances shall be held invalid, that invalidity shall not affect the other provisions of this Ordinance which can be given effect without the invalid provision or

application and to this end the provisions of this Ordinance are declared to be severable.

**SECTION 17: EFFECTIVE DATE**

This Ordinance shall be effective sixty (60) days from and after the date of its passage by a majority of voters.

**APPROVED BY THE VOTERS AND CERTIFIED BY THE ELECTION AUTHORITY FOR THE CITY OF O'FALLON, MISSOURI, THIS 19<sup>TH</sup> DAY OF APRIL, 2011.**

**STATE OF MISSOURI        )**

**COUNTY OF ST. CHARLES)**

I, Pamela L. Clement, City Clerk within and for the City of O'Fallon, Missouri, do hereby certify that the foregoing document constitute full, true and correct copy of the following as fully as the same appears and remains on record in my office in City Hall.

**Ordinance \_\_\_\_\_, An Ordinance adopting provisions to prohibit smoking in indoor workplaces and public places, hereby known as the O'Fallon Smoke Free Air Act.**

IN WITNESS THEREOF, I have hereunto set my hand and affixed the seal of the City of O'Fallon, Missouri, at my office in said City as certified by the Election Authority of St. Charles County this 19<sup>th</sup> day of April, 2011.

ATTEST:

---

Pamela L. Clement, City Clerk  
City of O'Fallon, Missouri